

**DAILY REPORT**

4/23/2021

(Data from Thursday, April 22, 2021)

SINGLE ADULTS	
Drop-in Center Clients Served	332
Drop-in Center Overnight Census	103
Faith Bed Census	31
Outreach Contacts	416
Outreach Placements	13
Safe Haven Utilization	1116
Veterans In Short-term Housing	205
Criminal Justice Short-term Housing	96

(4 of 6 sites reported)  
 (4 of 6 sites reported)  
 (4 of 6 sites reported)

FAMILY INTAKE	
Families Requesting Temporary Housing at PATH	109
Adult Families Requesting Temporary Housing at AFIC	17
Families Placed in Overnight Accommodations	0
Families w/children at PATH Overnight (pre 10PM)	0

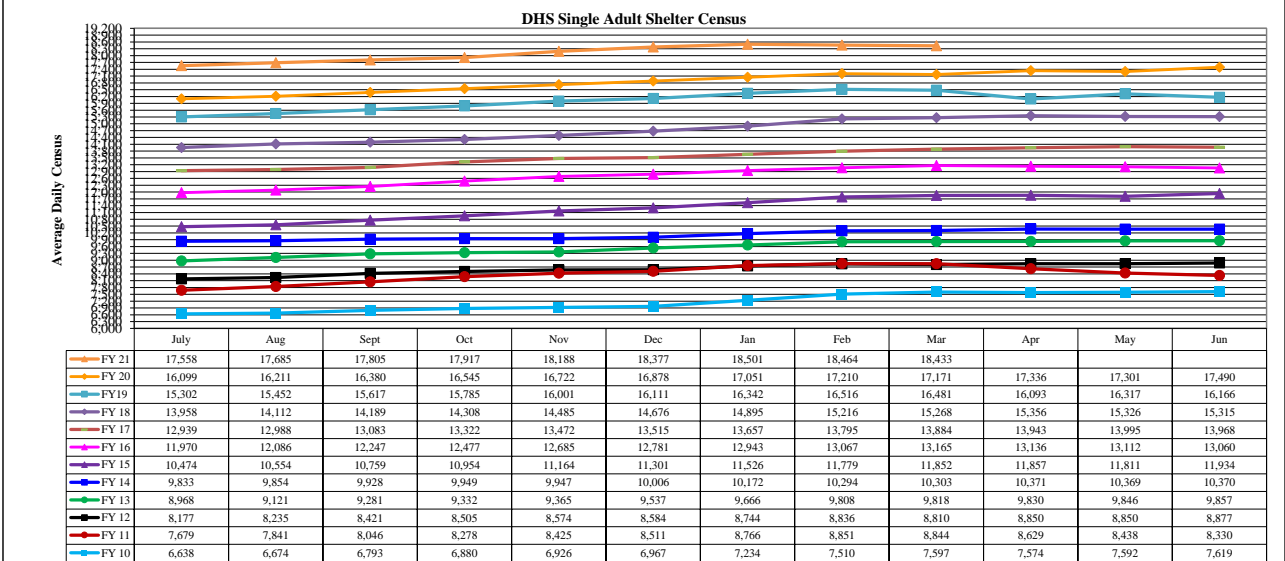
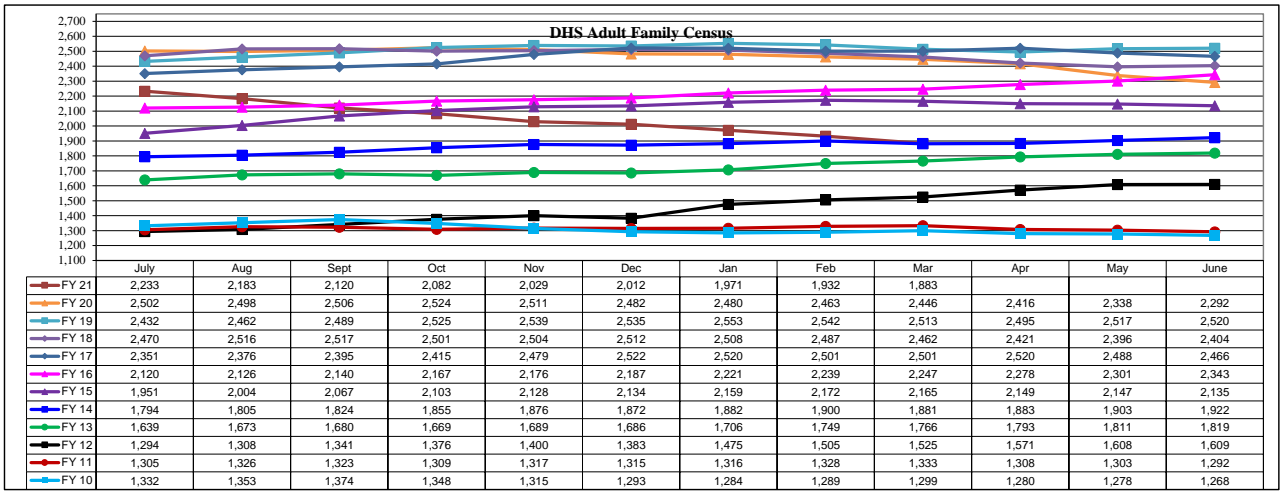
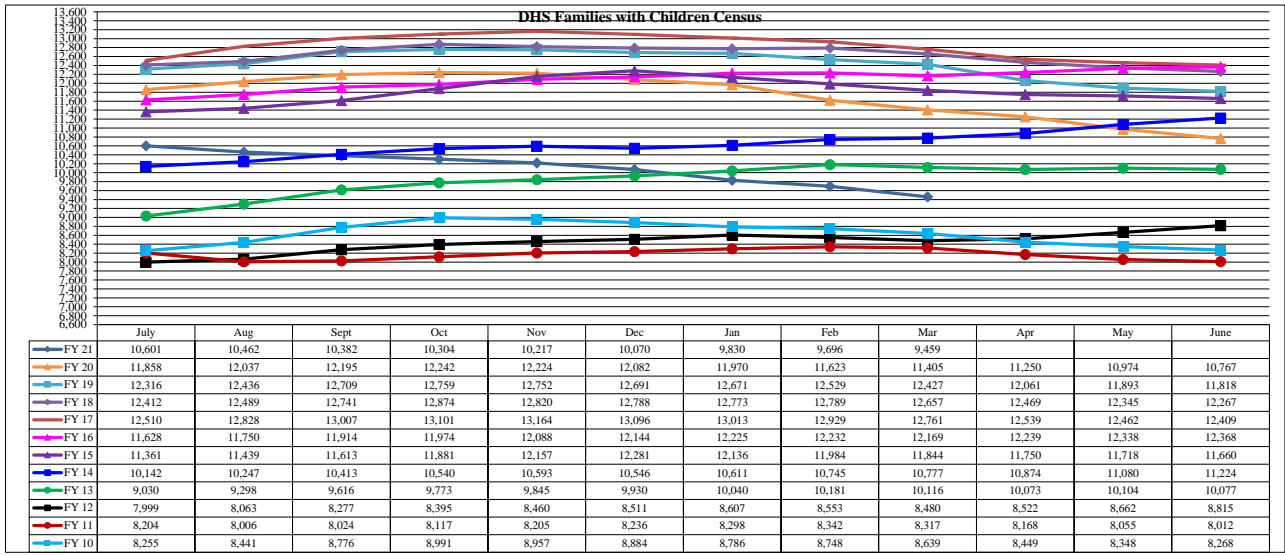
TOTAL SHELTER CENSUS	
Adults	33,956
Children	15,869
<b>Total Individuals</b>	<b>49,825</b>

SINGLE ADULTS	
Men	13,729
Women	4,371
<b>Total Single Adults</b>	<b>18,100</b>

FAMILIES WITH CHILDREN	
<b>Families</b>	9,106
Adults	11,996
Children	15,869
<b>Individuals</b>	<b>27,865</b>

ADULT FAMILIES CENSUS	
<b>Families</b>	1,832
<b>Individuals (Adults)</b>	<b>3,860</b>

x



\*Due to data conversion the average monthly census for December 2011 and January 2012 for Families with Children and Adult Families is based upon data for a partial month.