



BILL DE BLASIO
MAYOR

CIVILIAN COMPLAINT REVIEW BOARD
100 CHURCH STREET 10th FLOOR
NEW YORK, NEW YORK 10007 ♦ TELEPHONE (212) 912-7235
www.nyc.gov/ccrb



FREDERICK DAVIE
CHAIR

Executive Director's Monthly Report
September 2018
(Statistics for August 2018)

Contents

Executive Summary	2
Glossary	3
Complaints Received	4
CCRB Cases Received By Borough and Precinct	5
Allegations Received	7
CCRB Docket	10
Closed Cases	12
Resolving Cases	12
Dispositions / Case Abstracts	13
Dispositions - Full Investigations	15
Dispositions - All CCRB Cases	16
Dispositions - Allegations	17
Substantiation Rates	19
Substantiation Rates and Video	19
Board Discipline Recommendations for Substantiated Complaints	21
Board Discipline Recommendations for Substantiated Allegations	23
Truncations	26
Complaints by PSA	27
Mediation Unit	29
Administrative Prosecution Unit	31
NYPD Discipline	32
Appendix	37

Executive Summary

The Civilian Complaint Review Board (“CCRB”) is an independent municipal Agency that investigates complaints of NYPD misconduct. Every month, the CCRB prepares an Executive Director report for its public meeting. Data for August 2018 included the following highlights:

- 1) Of the cases in the CCRB active investigations docket, 78% have been open for 4 months or fewer, and 92% have been open for 7 months or fewer (page 10). In August, the CCRB opened 492 new cases (page 4), and currently has a total open docket of 1,746 cases (page 11).
- 2) The CCRB substantiated allegations in 18% of its fully investigated cases (page 15).
- 3) The CCRB fully investigated 26% of the cases it closed in August (page 12) and resolved (fully investigated, mediated or attempted mediation) 30% of the cases it closed (page 16). The Agency's truncation rate was 70% (page 12). This is primarily driven by uncooperative complainants/alleged victims, or witnesses.
- 4) For August, investigations using video evidence resulted in substantiated allegations in 32% of cases - compared to 8% of cases in which video was not available (page 19-20).
- 5) The Monthly Report includes a breakdown of complaints and substantiations by NYPD precinct and borough of occurrence (pages 5-6, 24-25).
- 6) In August the Police Commissioner did not finalize any decisions against police officers in Administrative Prosecution Unit (APU) cases (page 31). The CCRB's APU prosecutes the most serious allegations of misconduct. The APU conducted 6 trials against members of the NYPD year-to-date; no trials were conducted against respondent officers in August.

Finally, the Monthly Report contains a Table of Contents, Glossary, and Appendix, all meant to assist readers in navigating this report. The CCRB is committed to producing monthly reports that are valuable to the public, and welcomes feedback on how to make its data more accessible.

Glossary

In this glossary we have included a list of terms that regularly appear in our reports.

Allegation: An allegation is a specific act of misconduct. The same “complaint” can have multiple allegations – excessive force and discourteous language, for example. Each allegation is reviewed separately during an investigation.

APU: The Administrative Prosecution Unit is the division of the CCRB that has prosecuted “charges” cases since April 2013, after the signing of a 2012 Memorandum of Understanding between the CCRB and NYPD.

Board Panel: The “Board” of the CCRB has 13 members. Of the 13 members, five are chosen by the Mayor, five are chosen by the City Council, and three are chosen by the Police Commissioner. Following a completed investigation by the CCRB staff, three Board members, sitting as a Board Panel, will make a finding on whether misconduct occurred and will make a recommendation on what level of penalty should follow.

Case/Complaint: For the purposes of CCRB data, a “case” or “complaint” is defined as any incident within the Agency’s jurisdiction, brought to resolution by the CCRB. Cases/Complaints thus include truncations, fully investigated or ongoing cases, mediations, and completed investigations pending Board Panel review.

Disposition: The Board’s finding as to the outcome of a case (i.e. if misconduct occurred).

FADO: Under the City Charter, the CCRB has jurisdiction to investigate the following categories of police misconduct: Force, Abuse of Authority, Discourtesy, and Offensive Language, collectively known as “FADO”.

Intake: CCRB’s intake team initially handles complaints from the public. Intake takes complaints that come via live phone calls, voicemails, an online complaint form, or in-person.

Investigation: CCRB investigators gather evidence and interview witnesses to prepare reports on misconduct allegations. An investigation ends when a closing report is prepared detailing the evidence and legal analysis, and the case is given to the Board for disposition.

Mediation: A complainant may mediate his or her case with the subject officer, in lieu of an investigation, with the CCRB providing a neutral, third-party mediator.

Truncation: When a complaint is withdrawn or there is no complainant/alleged victim available for an interview, the investigation is “truncated.”

Complaints Received

The CCRB’s Intake team processes misconduct complaints from the public and referrals from the NYPD. Under the New York City Charter, the CCRB’s jurisdiction is limited to allegations of misconduct related to Force, Abuse of Authority, Discourtesy and Offensive Language. All other complaints are referred to the appropriate agency. Figure 1 refers to all complaints that the CCRB receives and Figures 2 and 3 refer to new cases that remain with the Agency. In August 2018, the CCRB initiated 492 new complaints.

Figure 1: Total Intake by Month (January 2017 - August 2018)

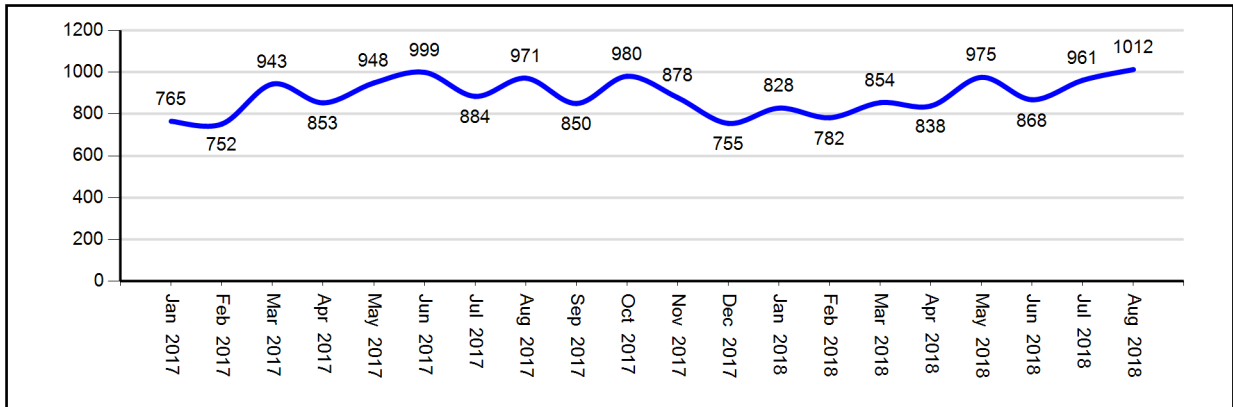


Figure 2: New CCRB Complaints by Month (January 2017 - August 2018)

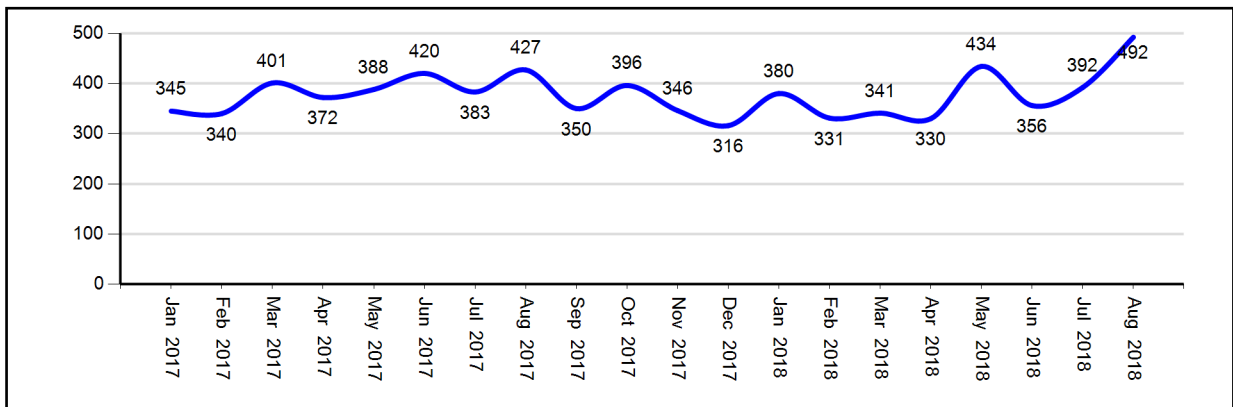
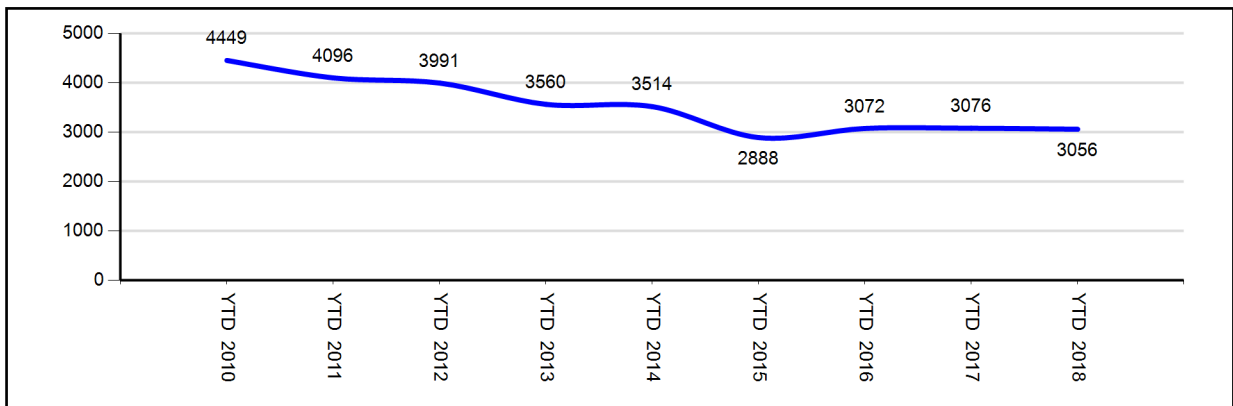


Figure 3: New CCRB Complaints by Year (YTD 2010 - YTD 2018)



CCRB Cases Received by Borough and Precinct

Of the five boroughs, the largest number of misconduct complaints stemmed from incidents occurring in Brooklyn, followed by Bronx. The 44th Precinct had the highest number at 22 incidents.

Figure 4: CCRB Complaints Received By Borough of Occurrence (August 2018)

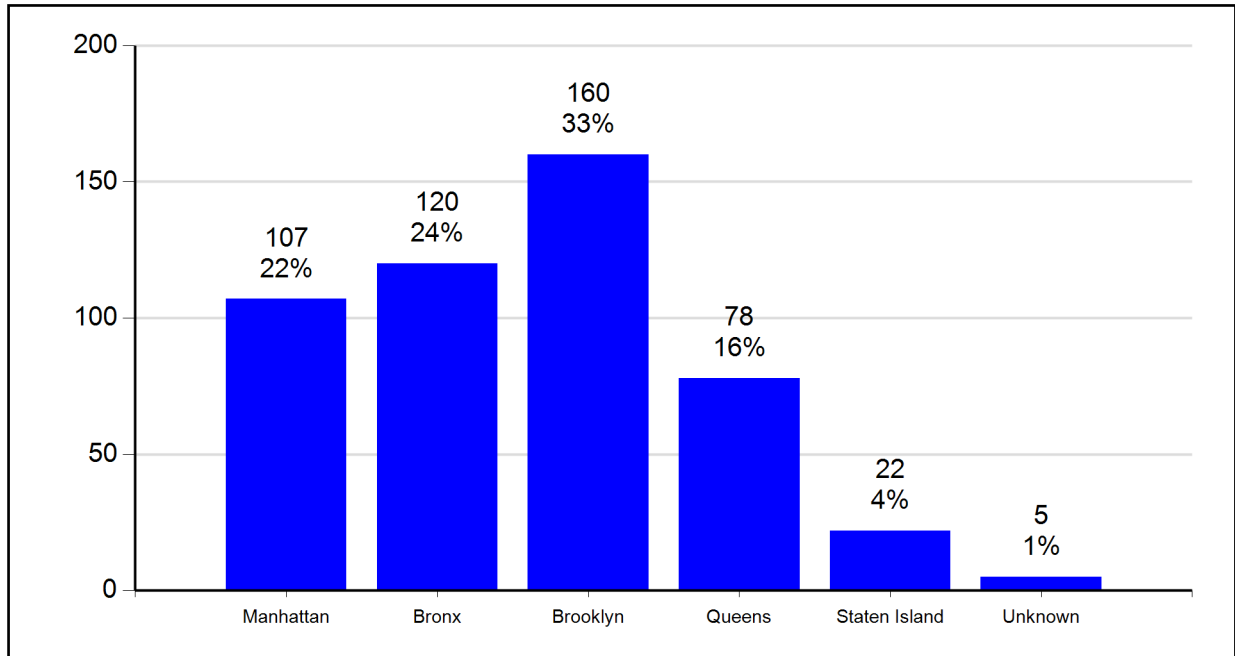


Figure 5: CCRB Complaints Received By Borough of Occurrence (YTD 2018)

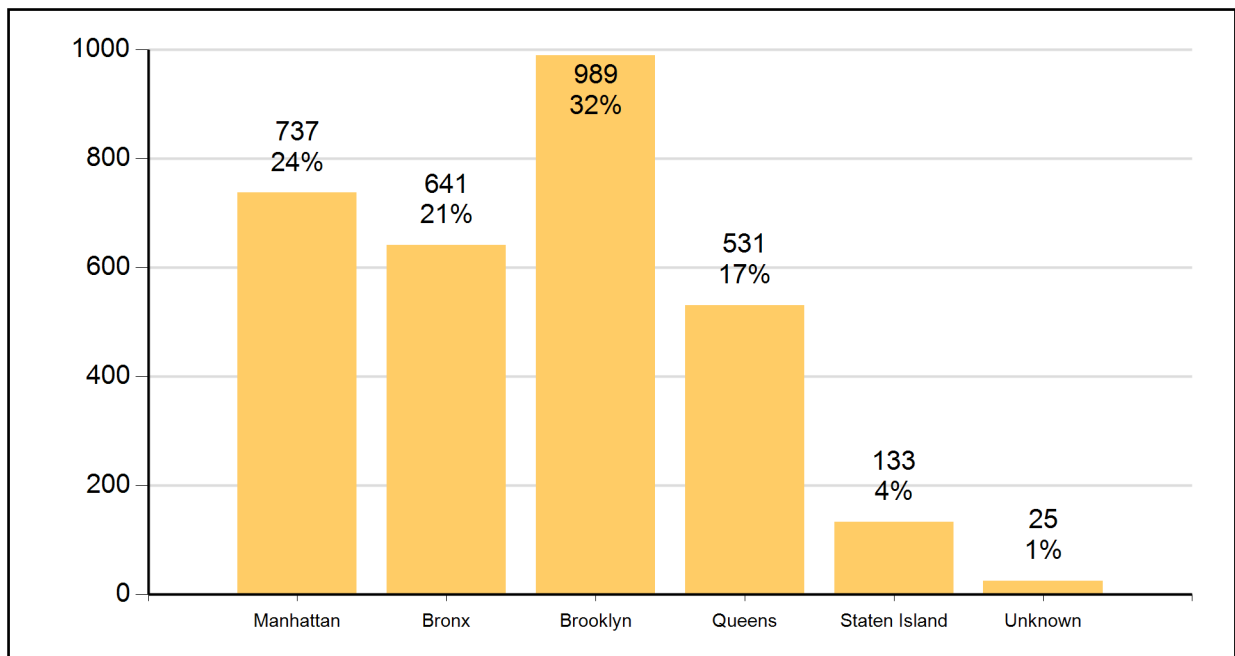


Figure 6: CCRB Complaints Received By Precinct of Occurrence (August 2018)

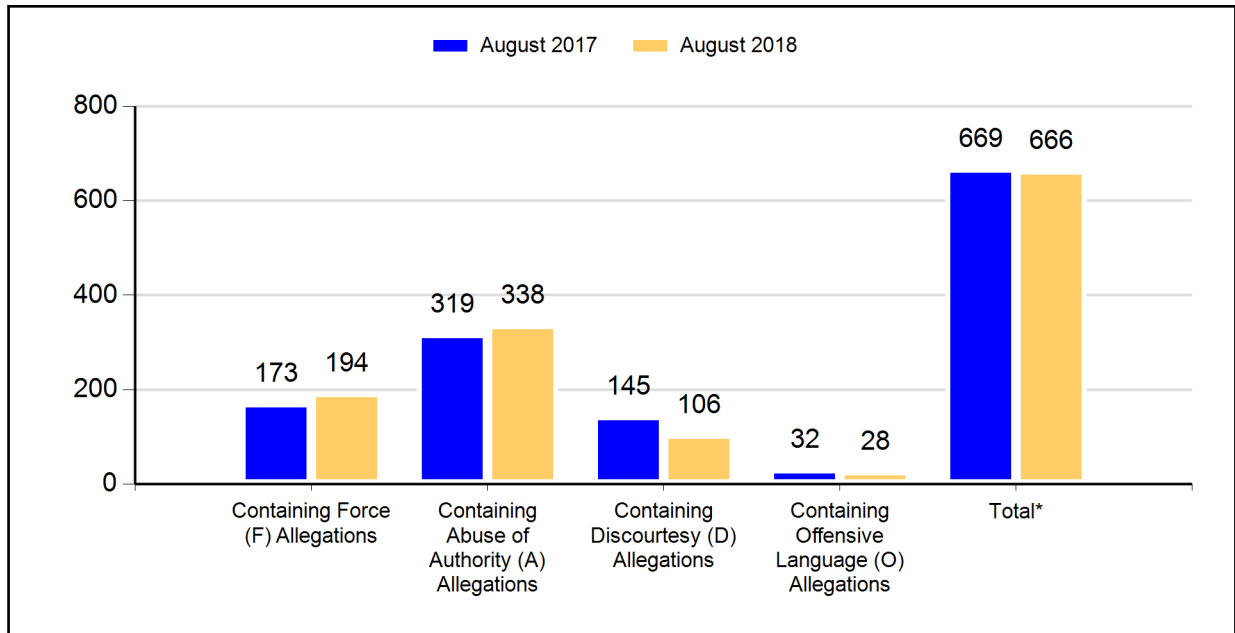
NYPD Precinct of Occurrence*	Number of Complaints	NYPD Precinct of Occurrence*	Number of Complaints
1	5	67	13
5	3	68	5
6	6	69	4
7	3	70	7
9	7	71	5
10	3	72	7
13	2	73	12
14	15	75	20
17	2	76	1
18	6	77	13
19	2	78	4
20	10	79	8
22	1	81	7
23	3	83	6
24	3	84	5
25	9	88	6
28	6	90	5
30	4	94	3
32	12	100	2
33	1	101	9
34	3	102	7
40	10	103	5
41	7	104	5
42	15	105	7
43	6	106	4
44	22	107	1
45	6	108	1
46	21	109	3
47	8	110	3
48	7	111	6
49	7	112	3
50	2	113	10
52	10	114	9
60	7	115	3
61	2	120	11
62	6	121	2
63	7	122	3
66	2	123	6
		Unknown	10

*These figures track where an incident occurred, not necessarily the Command of the officer. Please review Figures 62A-62Q for Command Level data for cases closed in 2017.

Allegations Received

As described in the previous section, the CCRB has jurisdiction over four categories of NYPD misconduct. In comparing August 2017 to August 2018, the number of complaints containing an allegation of Force is up, Abuse of Authority complaints are up, Discourtesy are down and Offensive Language are down. Figures for the year-to-date comparison show that in 2018, complaints containing an allegation of Force are up, Abuse of Authority are up, Discourtesy are down and Offensive Language are down.

Figure 7: CCRB Complaints Received By Type of Allegation (August 2017 vs. August 2018)



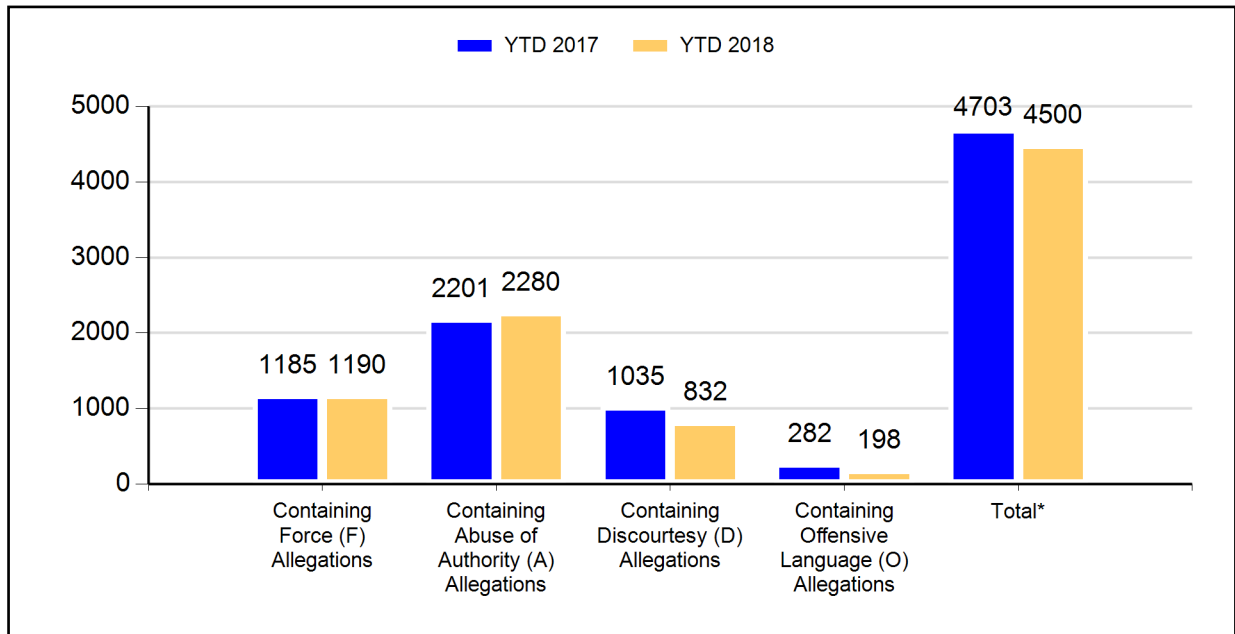
*This is the total of distinct FADO allegation types in complaints received.

Figure 8: CCRB Complaints Received By Type of Allegation (% of Complaints)

	August 2017		August 2018		Change	% Change
	Count	% of Total Complaints	Count	% of Total Complaints		
Force (F)	173	41%	194	39%	21	12%
Abuse of Authority (A)	319	75%	338	69%	19	6%
Discourtesy (D)	145	34%	106	22%	-39	-27%
Offensive Language (O)	32	7%	28	6%	-4	-13%
Total FADO Allegations	669		666		-3	0%
Total Complaints	427		492		65	15%

Note: the number of allegations in recently received complaints typically grows somewhat as the complaints are investigated.

Figure 9: CCRB Complaints Received By Type of Allegation (YTD 2017 vs. YTD 2018)



*This is the total of distinct FADO allegation types in complaints received.

Figure 10: CCRB Complaints Received By Type of Allegation YTD (% of Complaints)

	YTD 2017		YTD 2018		Change	% Change
	Count	% of Total Complaints	Count	% of Total Complaints		
Force (F)	1185	39%	1190	39%	5	0%
Abuse of Authority (A)	2201	72%	2280	75%	79	4%
Discourtesy (D)	1035	34%	832	27%	-203	-20%
Offensive Language (O)	282	9%	198	6%	-84	-30%
Total FADO Allegations	4703		4500		-203	-4%
Total Complaints	3076		3056		-20	-1%

Note: the number of allegations in recently received complaints typically grows somewhat as the complaints are investigated.

Figure 11: Total Allegations (% of Total Allegations)

	August 2017		August 2018		Change	% Change
	Count	% of Total Allegations	Count	% of Total Allegations		
Force (F)	343	23%	365	27%	22	6%
Abuse of Authority (A)	874	60%	804	60%	-70	-8%
Discourtesy (D)	211	14%	135	10%	-76	-36%
Offensive Language (O)	39	3%	38	3%	-1	-3%
Total Allegations	1467		1342		-125	-9%
Total Complaints	427		492		65	15%

Figure 12: Total Allegations YTD (% of Total Allegations)

	YTD 2017		YTD 2018		Change	% Change
	Count	% of Total Allegations	Count	% of Total Allegations		
Force (F)	2354	23%	2464	24%	110	5%
Abuse of Authority (A)	5850	58%	6563	63%	713	12%
Discourtesy (D)	1469	15%	1148	11%	-321	-22%
Offensive Language (O)	361	4%	265	3%	-96	-27%
Total Allegations	10034		10440		406	4%
Total Complaints	3076		3056		-20	-1%

The number of allegations in recently received complaints typically grows as the complaints are investigated.

CCRB Docket

As of the end of August 2018, 78% of active CCRB cases are fewer than five months old, and 92% active cases have been open for fewer than eight months.

Figure 13: Age of Active Cases Based on Received Date (August 2018)

Case Age Group	Count	% of Total
Cases 0-4 Months	1215	78.4%
Cases 5-7 Months	214	13.8%
Cases 8-11 Months	94	6.1%
Cases 12-18 Months*	21	1.4%
Cases Over 18 Months**	5	0.3%
Total	1549	100%

*12-18 Months: 6 cases that were reopened; 2 cases that were on DA Hold.

**Over18 Months: 2 cases that were reopened; 4 cases that were on DA Hold.

Figure 14: Age of Active Cases Based on Incident Date (August 2018)

	Count	% of Total
Cases 0-4 Months	1103	71.2%
Cases 5-7 Months	253	16.3%
Cases 8-11 Months	127	8.2%
Cases 12-18 Months*	54	3.5%
Cases Over 18 Months**	12	0.8%
Total	1549	100%

*12-18 Months: 8 cases that were reopened; 1 case that was on DA Hold.

**Over18 Months: 2 cases that were reopened; 5 cases that were on DA Hold.

An active case is here defined as an investigation; cases in mediation are excluded.

Figure 15: Number of Active Investigations (January 2017 - August 2018)

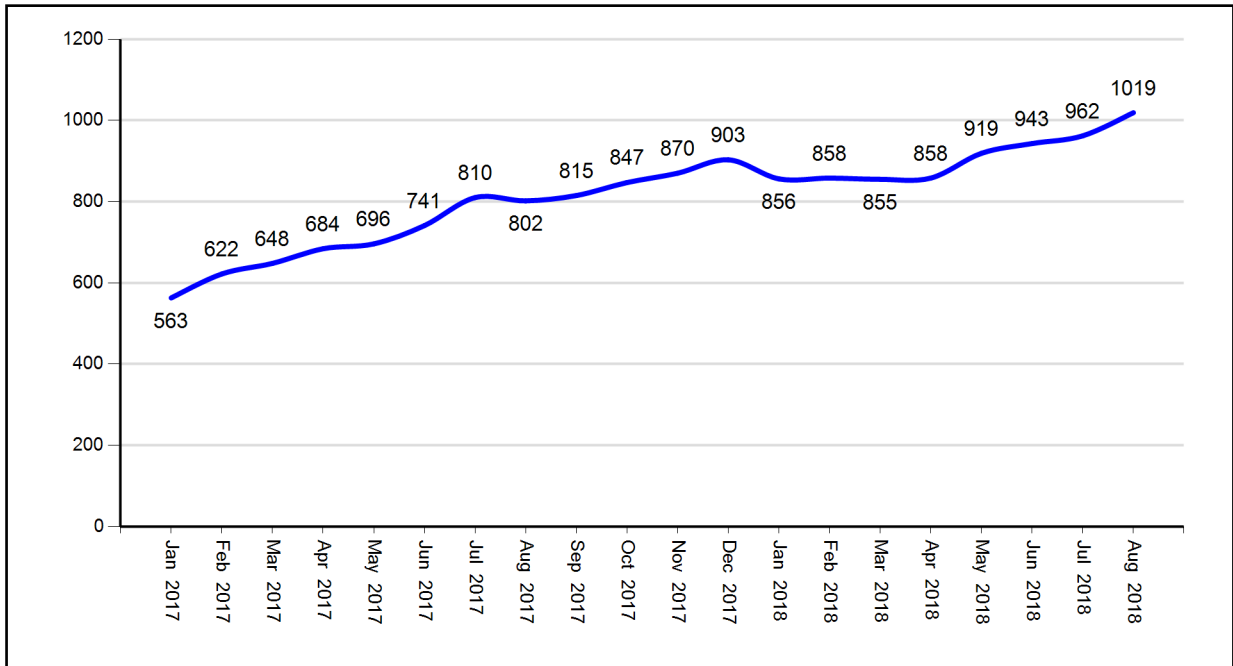


Figure 16: Open Docket Analysis

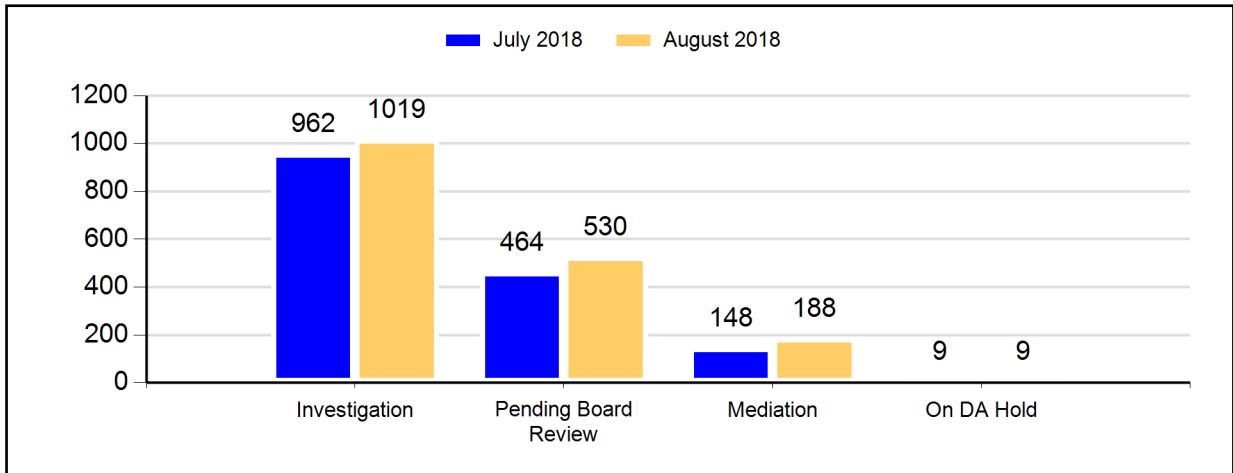


Figure 17: Open Docket Analysis with % Change

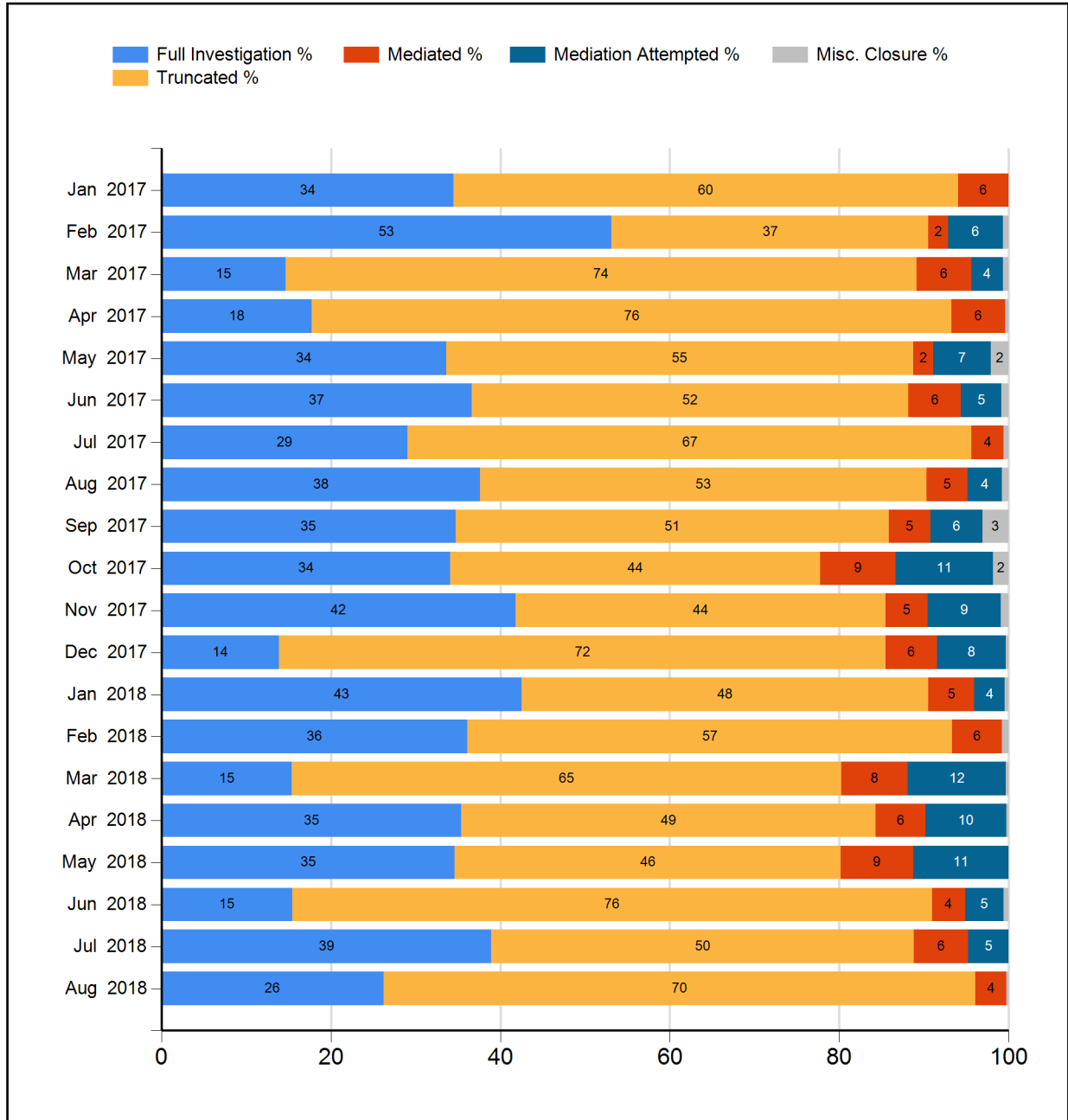
	July 2018		August 2018		Change	% Change
	Count	% of Total	Count	% of Total		
Investigations	962	61%	1019	58%	57	6%
Pending Board Review	464	29%	530	30%	66	14%
Mediation	148	9%	188	11%	40	27%
On DA Hold	9	1%	9	1%	0	0%
Total	1583		1746		163	10%

Closed Cases

Resolving Cases

In August 2018, the CCRB fully investigated 26% of the cases it closed, and resolved (fully investigated, mediated or mediation attempted) 30% of the cases it closed.

Figure 18: Case Resolutions (January 2017 - August 2018) (%)



Dispositions

Cases fully investigated by the CCRB generally receive one of five outcomes:

- If the alleged misconduct is found to have occurred, based on the preponderance of the evidence, the allegation is **substantiated**.
- If there is not enough evidence to determine whether or not the alleged misconduct occurred, the allegation is **unsubstantiated**.
- If the preponderance of the evidence suggests that the event or alleged act did not occur, the allegation is **unfounded**.
- If the event did occur, but was not improper by a preponderance of evidence, the allegation is **exonerated**.
- If the CCRB was unable to identify any of the officers accused of misconduct, the case is closed as **officer unidentified**.

Additionally, a case might be **mediated**, with the subject officer and complainant discussing the incident in the presence of a neutral third-party moderator, or closed as **mediation attempted**, the designation for a case in which both the officer and the civilian agree to mediate, but the civilian fails to appear twice for the scheduled mediation session or fails to respond to attempts to schedule a mediation session. Finally, a case that cannot be fully investigated due to complainant/alleged victim unavailability or lack of cooperation is **truncated**.

Case Abstracts

The following case abstracts are taken from complaints closed this month and serve as examples of what the different CCRB dispositions mean in practice:

1. Substantiated

An individual was arrested for violating an order of protection. During their arrest, the individual requested medical treatment. Officers did not call for an ambulance and they took the individual to the stationhouse. Video evidence shows the individual requesting medical treatment at the place of arrest. While at the stationhouse, the individual alleged that they again requested medical treatment and that their condition had worsened. Officers denied that the civilian requested medical treatment at the stationhouse, but acknowledged that the civilian was exhibiting signs of physical distress. The civilian was not provided medical treatment while in custody. Given that the civilian needed medical treatment and had requested medical treatment at the scene of arrest, the Board determined that officers violated the Patrol Guide procedures for securing medical treatment. As a result, the allegations were substantiated.

2. Unsubstantiated

An individual called 911 three different times on the same day allegedly to report an assault. Two officers responded to the location three separate times. The individual alleges that the officers never took the criminal complaint and during their last visit, the officers threatened to arrest the individual if they called 911 again. The officers both stated that they did not file a criminal complaint for the individual because the individual refused to describe the incident. Both officers denied ever threatening to arrest the civilian. Absent additional evidence, the Board was unable to determine whether the officers threatened to arrest the individual and thus the allegation of threat of arrest was unsubstantiated.

3. Unfounded

An individual called 911 to have two individuals removed from their home. Officers arrived and allegedly threatened to arrest the 911 caller and the other two individuals if the 911 caller did not stop complaining. Video evidence shows that no officer ever threatened to arrest anyone during the incident. The Board thus unfounded the allegation.

4. Exonerated

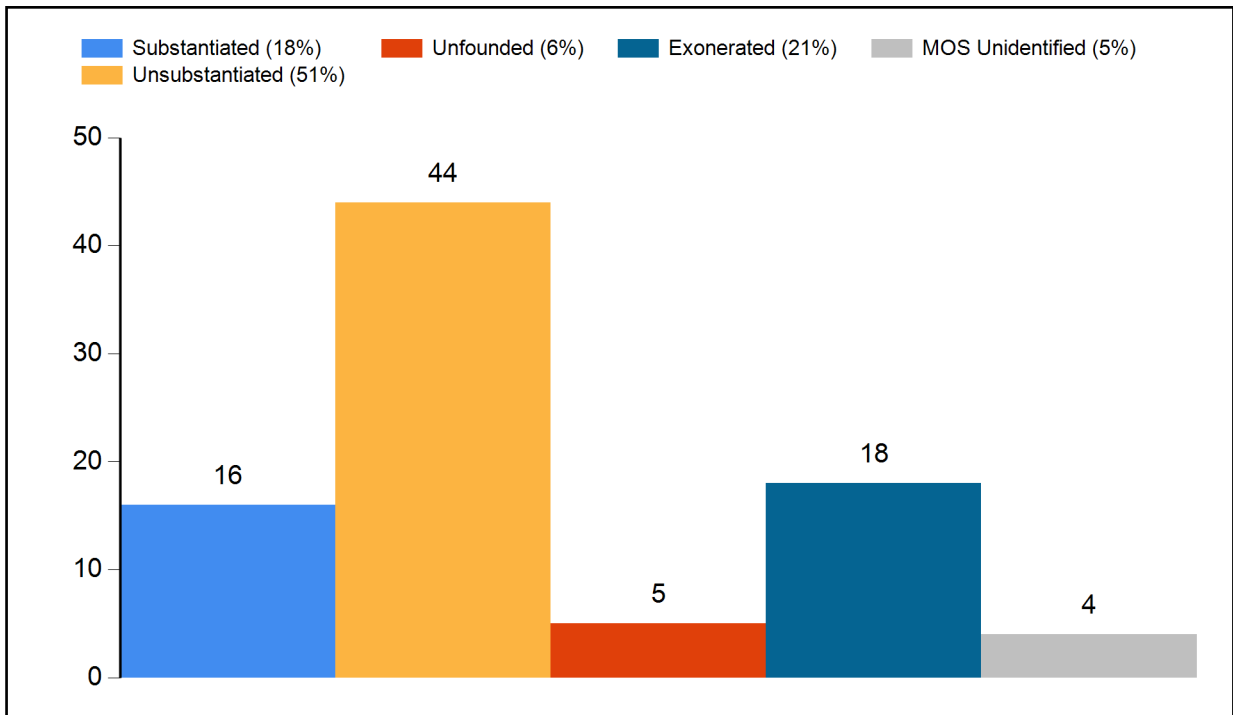
An officer stopped an individual for speeding on the highway. The officer requested the individual's registration. In order to obtain their registration, which was in a door pocket, the individual opened the door of the vehicle without warning. The officer attempted to shut the door of the vehicle and the officer shut the door on the individual's hand. Given that the individual attempted to open their door on a highway during a vehicle stop without notice, the officer was justified in closing the door. The Board thus exonerated the vehicle stop.

5. Officer Unidentified

An individual heard a knocking on their door and when they answered the door, they observed three officers. The individual attempted to shut the door, but an officer stuck his foot in the door to keep it from closing. The civilian could only describe the officer who stuck their foot in the door. The officer allegedly threatened to arrest the individual for violating an order of protection and used the word "fuck" throughout the interaction. Police records only note that two officers responded, but both of those officers acknowledged that a third officer from a different command, who they did not know, responded as well. Both identified officers denied speaking with the individual on this occasion or observing this interaction. The individual was shown photographs of the identified officers. Initially the civilian identified one of the officers as the subject. However, the civilian later rescinded that identification, stating that she had a different interaction with that officer on a different date. Without further evidence, the Board was unable to determine the identity of the subject officer. These allegations were thus closed as officer unidentified.

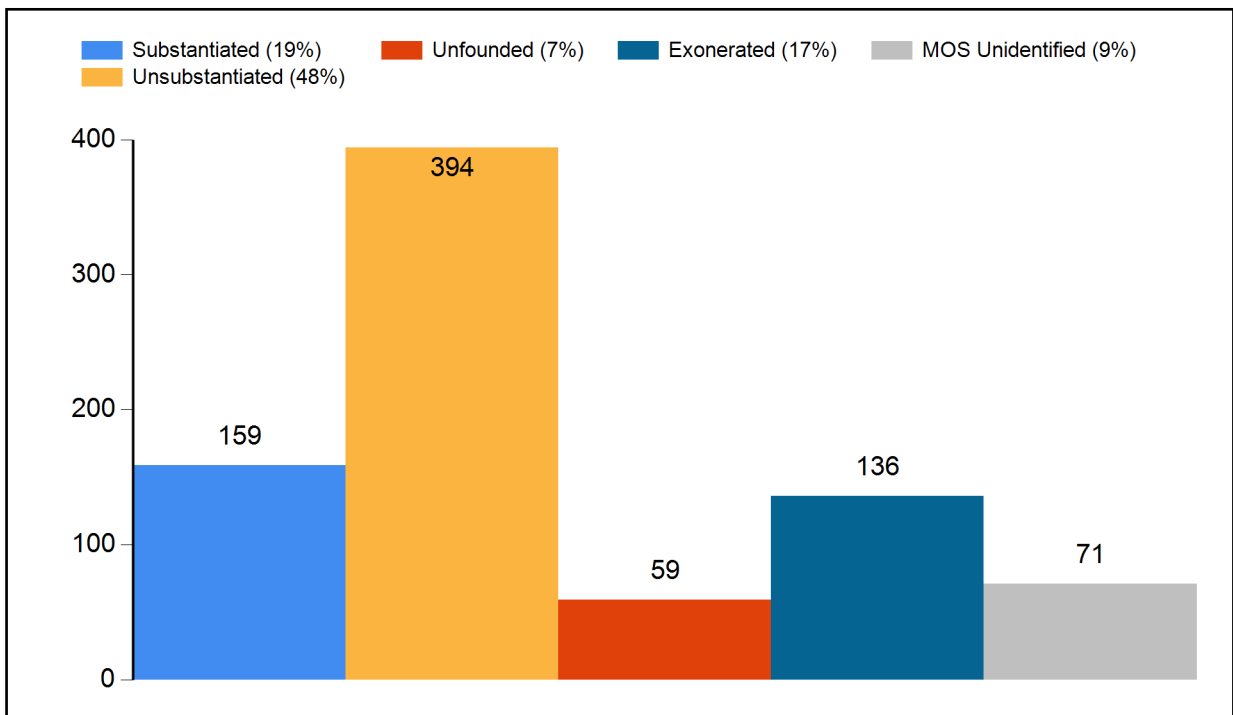
Dispositions - Full Investigations

Figure 19: Disposition Counts of Full Investigations (August 2018)



Due to the reconsideration process, counts are subject to change.

Figure 20: Disposition Counts of Full Investigations (YTD 2018)



Due to the reconsideration process, counts are subject to change.

Dispositions - All CCRB Cases

In addition to full investigations, CCRB cases can be closed through mediation and truncation. The following table lists all the CCRB case closures for the current month and year-to-date.

Figure 21: Disposition of Cases (2017 vs 2018)

	Aug 2017		Aug 2018		YTD 2017		YTD 2018	
	Count	% of Total	Count	% of Total	Count	% of Total	Count	% of Total
Full Investigations								
Substantiated	36	24%	16	18%	184	20%	159	19%
Exonerated	29	20%	18	21%	160	18%	136	17%
Unfounded	7	5%	5	6%	53	6%	59	7%
Unsubstantiated	62	42%	44	51%	432	48%	394	48%
MOS Unidentified	13	9%	4	5%	76	8%	71	9%
Total - Full Investigations	147		87		905		819	
Mediation Closures	Count	% of Total	Count	% of Total	Count	% of Total	Count	% of Total
Mediated	19	54%	12	100%	122	55%	155	51%
Mediation Attempted	16	46%	0	0%	98	45%	149	49%
Total - ADR Closures	35		12		220		304	
Resolved Case Total	182	47%	99	30%	1125	42%	1123	42%
Truncations / Other Closures	Count	% of Total	Count	% of Total	Count	% of Total	Count	% of Total
Complaint withdrawn	34	16%	36	15%	374	24%	253	17%
Complainant/Alleged Victim/Witness uncooperative	115	55%	122	52%	870	56%	832	55%
Complainant/Alleged Victim/Witness unavailable	42	20%	42	18%	251	16%	214	14%
Alleged Victim unidentified	5	2%	5	2%	26	2%	23	2%
Closed - Pending Litigation*	10	5%	27	12%	10	1%	194	13%
Miscellaneous	1	0%	0	0%	4	0%	4	0%
Administrative closure**	2	1%	1	0%	18	1%	5	0%
Total - Other Case Dispositions	209		233		1553		1525	
Total - Closed Cases	391		332		2678		2648	

* Closed - Pending Litigation is a truncation category added in August 2017. It indicates that the complaint was truncated due to the complainant/alleged victim's attorney.

**Administrative closure is a special category that deals with NYPD's Internal Affairs Bureau-referred cases or spin off cases with no complainant/alleged victim, and in which CCRB attempts to locate or identify a complainant/alleged victim has yielded no results.

Dispositions - FADO Allegations

“Allegations” are different than “cases.” A case or complaint is based on an incident and may contain one or more allegations of police misconduct. The allegation substantiation rate is 11% for the month of August 2018, and the allegation substantiation rate is 11% year-to-date. The type of allegation the CCRB is most likely to substantiate is Abuse of Authority – substantiating 15% of such allegations during August 2018, and 13% for the year.

Figure 22: Disposition of Allegations (2017 vs 2018)

	Aug 2017		Aug 2018		YTD 2017		YTD 2018	
	Count	%of Total	Count	%of Total	Count	%of Total	Count	%of Total
Fully Investigated Allegations								
Substantiated	96	15%	49	11%	467	12%	408	11%
Unsubstantiated	278	43%	181	41%	1568	40%	1486	39%
Unfounded	47	7%	24	5%	298	8%	320	8%
Exonerated	161	25%	127	28%	1108	28%	1168	31%
MOS Unidentified	64	10%	65	15%	467	12%	443	12%
Total - Full Investigations	646		446		3908		3825	
Mediation Closures	Count	%of Total	Count	%of Total	Count	%of Total	Count	%of Total
Mediated	34	49%	34	100%	262	56%	341	46%
Mediation Attempted	36	51%	0	0%	209	44%	401	54%
Total - ADR Closures	70		34		471		742	
Truncations / Other Closures	Count	%of Total	Count	%of Total	Count	%of Total	Count	%of Total
Complaint withdrawn	81	16%	76	12%	811	21%	587	14%
Complainant/Alleged Victim/Witness uncooperative	292	59%	365	58%	2389	63%	2342	57%
Complainant/Alleged Victim/Witness unavailable	80	16%	82	13%	499	13%	487	12%
Alleged Victim unidentified	11	2%	12	2%	57	1%	56	1%
Closed - Pending Litigation	22	4%	87	14%	22	1%	623	15%
Miscellaneous	3	1%	1	0%	15	0%	32	1%
Administrative closure	2	0%	4	1%	29	1%	18	0%
Total - Other Case Dispositions	491		627		3822		4145	
Total - Closed Allegations	1207		1107		8201		8712	

Figure 23: Disposition of Allegations By FADO Category (August 2018)

	Substantiated	Unsubstantiated	Exonerated	Unfounded	Officers Unidentified	Total
Force	3 3%	36 40%	28 31%	9 10%	14 16%	90 100%
Abuse of Authority	41 15%	104 38%	98 36%	8 3%	24 9%	275 100%
Discourtesy	5 7%	37 52%	1 1%	5 7%	23 32%	71 100%
Offensive Language	0 0%	4 40%	0 0%	2 20%	4 40%	10 100%
Total	49 11%	181 41%	127 28%	24 5%	65 15%	446 100%

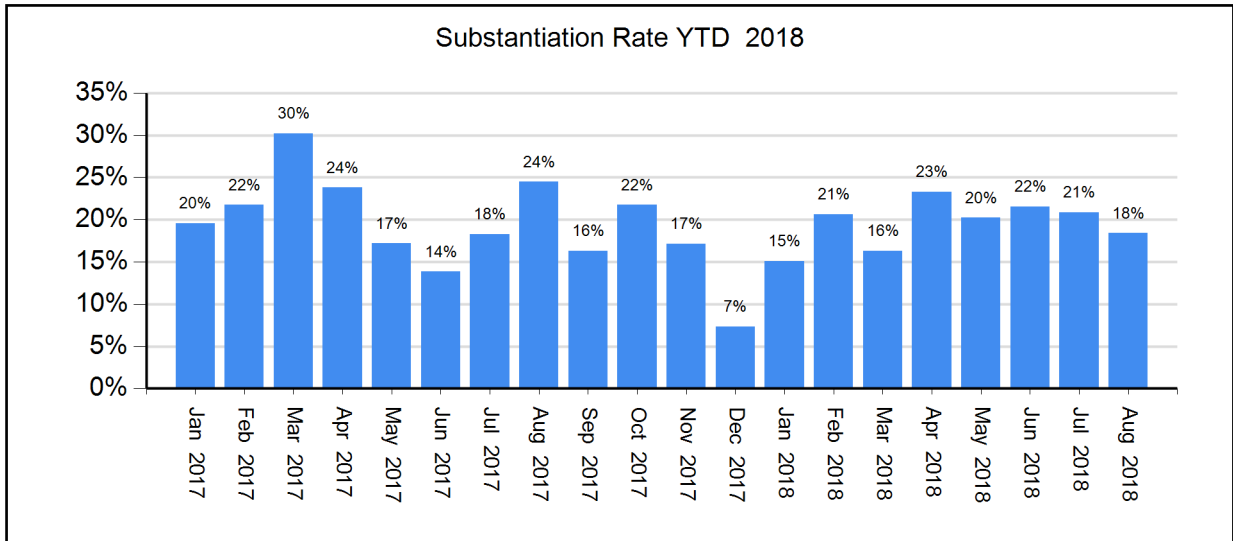
Figure 24: Disposition of Allegations By FADO Category (YTD 2018)

	Substantiated	Unsubstantiated	Exonerated	Unfounded	Officers Unidentified	Total
Force	60 7%	282 32%	308 35%	122 14%	111 13%	883 100%
Abuse of Authority	292 13%	834 36%	842 36%	120 5%	235 10%	2323 100%
Discourtesy	51 10%	303 60%	18 4%	50 10%	80 16%	502 100%
Offensive Language	5 4%	67 59%	0 0%	28 25%	13 12%	113 100%
Total	408 11%	1486 39%	1168 31%	320 8%	439 11%	3821 100%

Substantiation Rates

The August 2018 case substantiation rate was 18%.

Figure 25: Percentage of Cases Substantiated (January 2017 - August 2018)

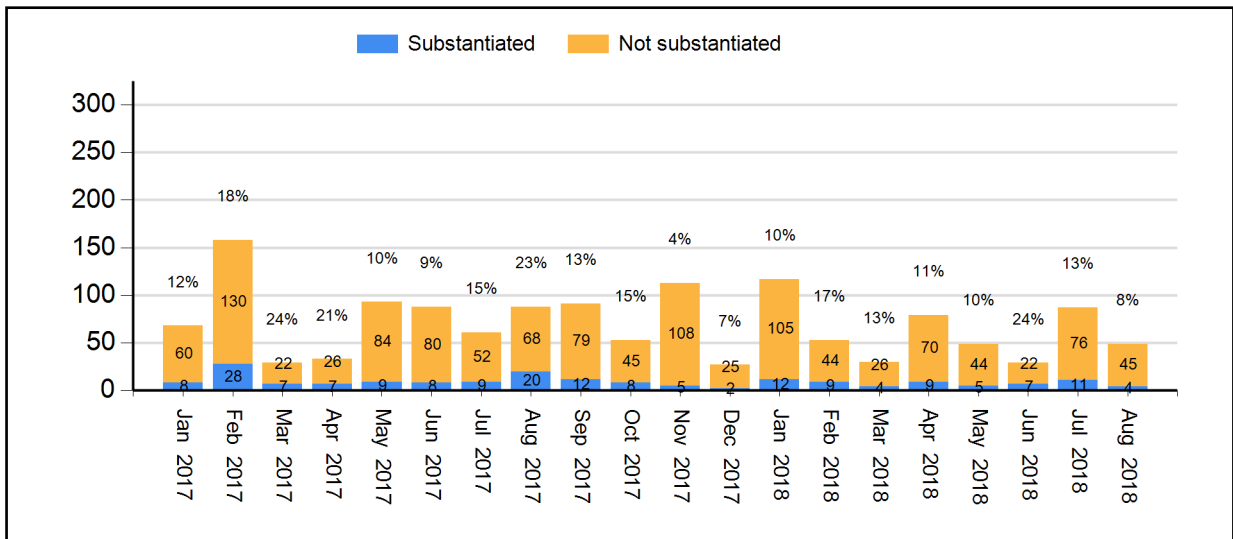


Due to the reconsideration process, counts are subject to change.

Substantiation Rates and Video

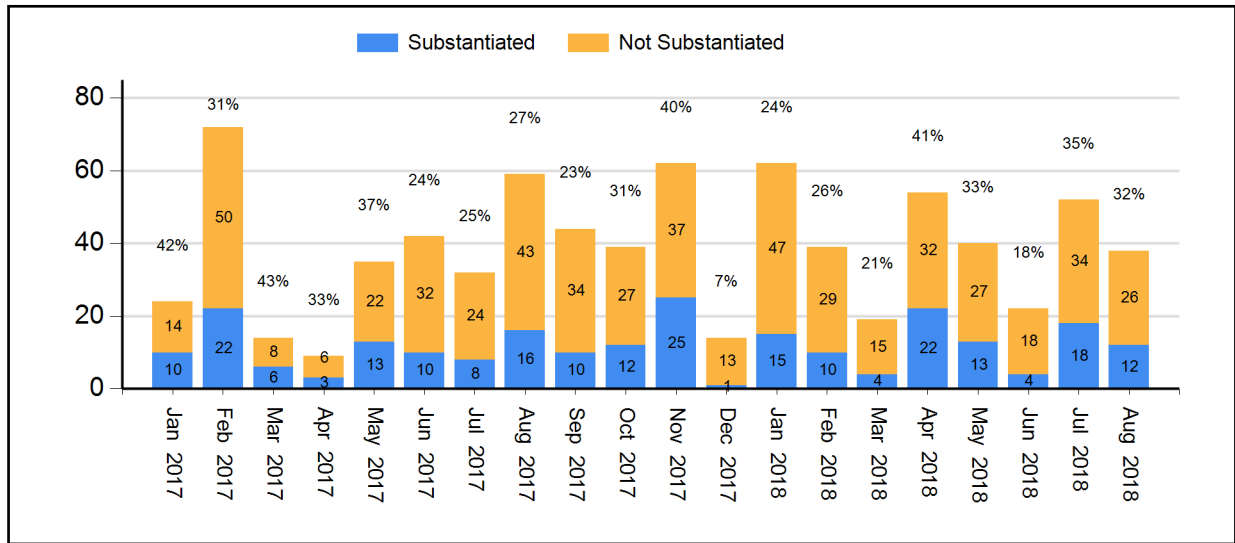
In general, investigations relying on video evidence from security cameras or personal devices result in much higher substantiation rates.

Figure 26: Substantiation Rates for Full Investigations without Video (Jan 2018 - Aug 2018) (% substantiated shown)



Due to the reconsideration process, counts are subject to change.

Figure 27: Substantiation Rates for Full Investigations with Video (Jan 2018 - Aug 2018)
 (% substantiated shown)



Due to the reconsideration process, counts are subject to change.

Board Discipline Recommendations for Substantiated Complaints

After a CCRB investigative team has completed its investigation and recommended the substantiation of a complaint against an officer, a panel of three Board members determines whether to substantiate the allegation and make a disciplinary recommendation.

- “Charges and Specifications” are the most severe form of discipline. A decision to assign Charges commences a process that may result in an administrative trial in the NYPD Trial Room. An officer may lose vacation days, be suspended, or be terminated from the Department if the officer is found guilty.
- “Instructions” or “Formalized Training” are the least severe discipline, often recommended for officers who misunderstand a policy. This determination results in training at the command level (Instructions) or training at the Police Academy or NYPD Legal Bureau (Formalized Training).
- “Command Discipline” is recommended for misconduct that is moderately serious, but does not rise to the level of that associated with Charges. An officer can lose up to ten vacation days as a result of a Command Discipline.
- When the Board has recommended Instructions, Formalized Training or Command Discipline, the case is sent to the NYPD Commissioner to impose training and/or other penalties. Cases where the Board recommends charges are prosecuted by the CCRB’s Administrative Prosecution Unit.

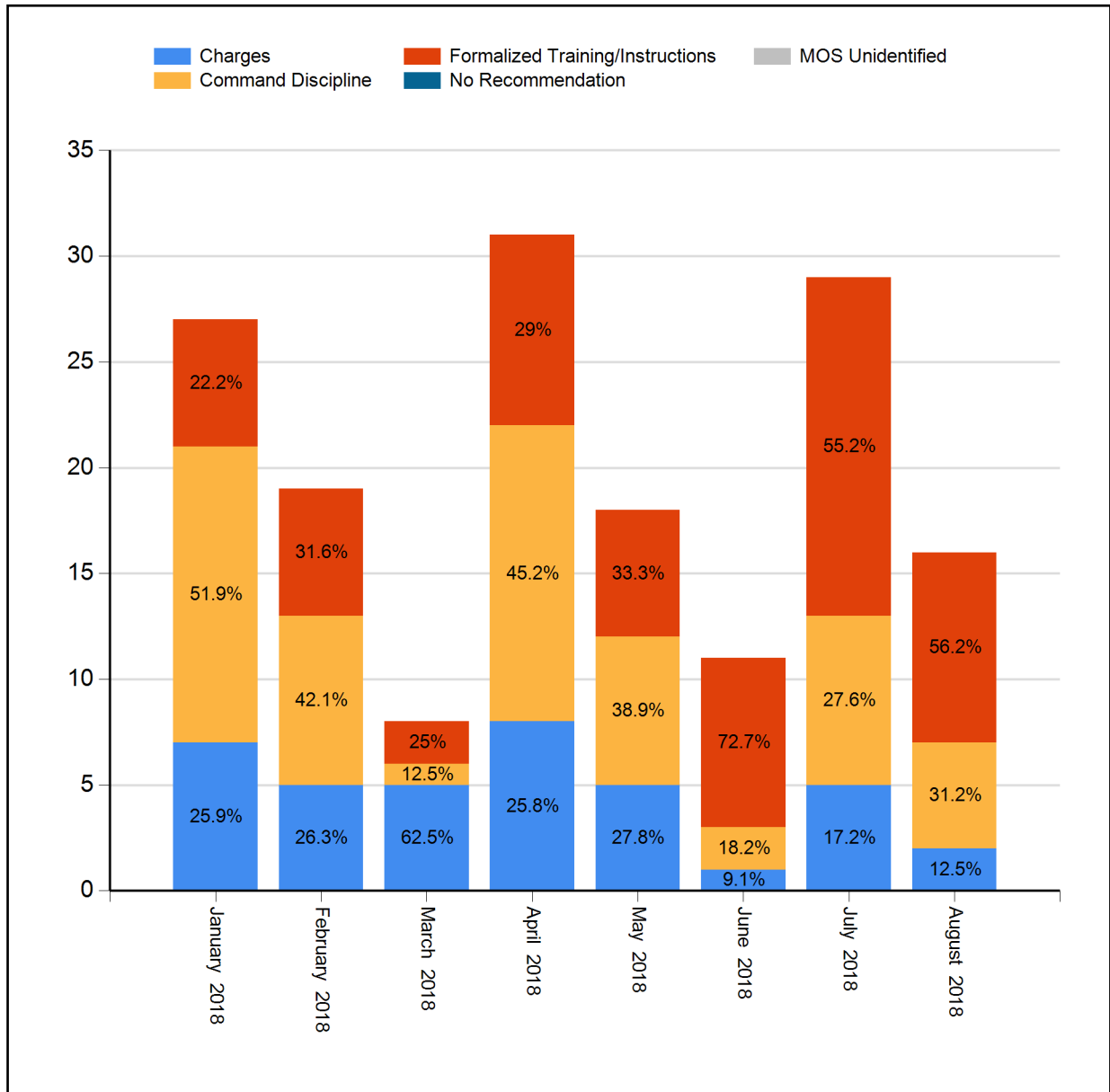
**Figure 28: Board Discipline Recommendations For Substantiated Complaints*
(Aug 2017, Aug 2018, YTD 2017, YTD 2018)**

Disposition	August 2017		August 2018		YTD 2017		YTD 2018	
	Count	%of Total	Count	%of Total	Count	%of Total	Count	%of Total
Charges	5	14%	2	12%	19	10%	38	24%
Command Discipline	16	44%	5	31%	95	52%	59	37%
Formalized Training	8	22%	3	19%	45	24%	27	17%
Instructions	7	19%	6	38%	25	14%	35	22%
MOS Unidentified	0	0%	0	0%	0	0%	0	0%
Total	36		16		184		159	

Due to the reconsideration process, counts are subject to change.

* A complaint containing a number of substantiated allegations against a number of different officers will typically generate a variety of different disciplinary recommendations. To determine the disciplinary recommendation associated with the complaint as a whole, the CCRB uses the most severe disciplinary recommendation made. The order of severity is: 1) Charges 2) Command Discipline 3) Formalized Training 4) Instructions.

Figure 29: Board Discipline Recommendations For Substantiated Complaints* (2018)



Due to the reconsideration process, counts are subject to change.

* A complaint containing a number of substantiated allegations against a number of different officers will typically generate a variety of different disciplinary recommendations. To determine the disciplinary recommendation associated with the complaint as a whole, the CCRB uses the most severe disciplinary recommendation made. The order of severity is: 1) Charges 2) Command Discipline 3) Formalized Training 4) Instructions.

Board Discipline Recommendations for Officers with Substantiated Allegations

A substantiated CCRB complaint may generate multiple substantiated allegations against multiple officers. Each substantiated allegation will carry its own discipline recommendation from the CCRB Board.

The following table presents the number of officers against whom discipline recommendations have been made as a result of a substantiated CCRB complaint. Where there are multiple substantiated allegations with multiple disciplinary recommendations for an officer in a complaint, the most severe disciplinary recommendation is used to determine the overall recommendation for that officer.

**Figure 30: Board Discipline Recommendations for Officers with Substantiated Allegations*
(Aug 2017, Aug 2018, YTD 2017, YTD 2018)**

Disposition	August 2017		August 2018		YTD 2017		YTD 2018	
	Count	%of Total	Count	%of Total	Count	%of Total	Count	%of Total
Charges	6	12.2%	3	13.6%	26	9.9%	58	24.6%
Command Discipline	21	42.9%	5	22.7%	140	53.2%	89	37.7%
Formalized Training	13	26.5%	7	31.8%	64	24.3%	43	18.2%
Instructions	9	18.4%	7	31.8%	33	12.5%	46	19.5%
MOS Unidentified	0	0%	0	0%	0	0%	0	0%
Total	49		22		263		236	

Due to the reconsideration process, counts are subject to change.

* The counts in this table reflect the number of distinct MOS with a substantiated allegation in each complaint.

Figure 31: Substantiated Allegations By Borough and NYPD Precinct (August 2018)

The figures in this table reflect all substantiated allegations for each MOS.

Board Disposition	FADO Category	Allegation	Precinct of Occurrence	Borough of Occurrence
Substantiated (Charges)	Force	Chokehold	5	Manhattan
Substantiated (Charges)	Force	Chokehold	5	Manhattan
Substantiated (Formalized Training)	Discourtesy	Word	23	Manhattan
Substantiated (Command Lvl Instructions)	Abuse of Authority	Threat of force (verbal or physical)	25	Manhattan
Substantiated (Command Lvl Instructions)	Abuse of Authority	Threat of force (verbal or physical)	25	Manhattan
Substantiated (Command Lvl Instructions)	Discourtesy	Word	25	Manhattan
Substantiated (Command Discipline B)	Abuse of Authority	Other	43	Bronx
Substantiated (Command Discipline B)	Abuse of Authority	Other	43	Bronx
Substantiated (Command Discipline B)	Abuse of Authority	Other	43	Bronx
Substantiated (Command Discipline B)	Abuse of Authority	Other	43	Bronx
Substantiated (Command Discipline B)	Abuse of Authority	Other	43	Bronx
Substantiated (Command Discipline B)	Abuse of Authority	Other	43	Bronx
Substantiated (Command Discipline B)	Abuse of Authority	Other	43	Bronx
Substantiated (Command Discipline B)	Abuse of Authority	Other	43	Bronx
Substantiated (Command Discipline B)	Abuse of Authority	Other	43	Bronx
Substantiated (Command Discipline B)	Abuse of Authority	Other	43	Bronx
Substantiated (Command Discipline B)	Abuse of Authority	Other	43	Bronx
Substantiated (Command Discipline B)	Abuse of Authority	Other	43	Bronx
Substantiated (Formalized Training)	Abuse of Authority	Entry of Premises	48	Bronx
Substantiated (Formalized Training)	Abuse of Authority	Entry of Premises	48	Bronx
Substantiated (Formalized Training)	Abuse of Authority	Entry of Premises	48	Bronx
Substantiated (Formalized Training)	Abuse of Authority	Entry of Premises	48	Bronx
Substantiated (Formalized Training)	Abuse of Authority	Entry of Premises	48	Bronx
Substantiated (Formalized Training)	Abuse of Authority	Threat of force (verbal or physical)	48	Bronx
Substantiated (Formalized Training)	Abuse of Authority	Threat of force (verbal or physical)	48	Bronx
Substantiated (Formalized Training)	Abuse of Authority	Frisk	48	Bronx
Substantiated (Formalized Training)	Abuse of Authority	Search of Premises	48	Bronx
Substantiated (Formalized Training)	Discourtesy	Word	48	Bronx
Substantiated (Formalized Training)	Discourtesy	Word	48	Bronx
Substantiated (Formalized Training)	Discourtesy	Word	48	Bronx
Substantiated (Command Discipline A)	Abuse of Authority	Entry of Premises	61	Brooklyn
Substantiated (Command Discipline A)	Abuse of Authority	Interference with recording	61	Brooklyn
Substantiated (Charges)	Abuse of Authority	Entry of Premises	67	Brooklyn
Substantiated (Charges)	Abuse of Authority	Entry of Premises	67	Brooklyn
Substantiated (Charges)	Abuse of Authority	Threat of arrest	67	Brooklyn
Substantiated (Charges)	Abuse of Authority	Search of Premises	67	Brooklyn
Substantiated (Charges)	Abuse of Authority	Search of Premises	67	Brooklyn
Substantiated (Charges)	Force	Physical force	67	Brooklyn
Substantiated (Command Discipline A)	Abuse of Authority	Refusal to process civilian complaint	69	Brooklyn
Substantiated (Command Discipline A)	Abuse of Authority	Refusal to process civilian complaint	69	Brooklyn

Board Disposition	FADO Category	Allegation	Precinct of Occurrence	Borough of Occurrence
Substantiated (Command Lvl Instructions)	Abuse of Authority	Refusal to provide name/shield number	71	Brooklyn
Substantiated (Formalized Training)	Abuse of Authority	Refusal to obtain medical treatment	71	Brooklyn
Substantiated (Command Lvl Instructions)	Abuse of Authority	Refusal to process civilian complaint	77	Brooklyn
Substantiated (Command Discipline A)	Abuse of Authority	Photography/Videography	94	Brooklyn
Substantiated (Command Discipline A)	Abuse of Authority	Entry of Premises	102	Queens
Substantiated (Command Discipline A)	Abuse of Authority	Entry of Premises	102	Queens
Substantiated (Command Lvl Instructions)	Abuse of Authority	Search (of person)	120	Staten Island
Substantiated (Command Lvl Instructions)	Abuse of Authority	Search (of person)	120	Staten Island
Substantiated (Command Lvl Instructions)	Abuse of Authority	Refusal to process civilian complaint	122	Staten Island

Truncations

A “truncation” is a case that is not fully investigated, either because the complainant/alleged victim withdraws the complaint; is uncooperative with the investigation; is not available for the investigative team to interview; or is never identified. The CCRB constantly seeks to lower the number of truncations.

Figure 32: Truncated Allegations (August 2018)

	Withdrawn	Uncooperative	Unavailable	Civilian Unidentified	Pending Litigation*	Total
Force	9	81	36	2	51	179
Abuse of Authority	55	231	36	9	31	362
Discourtesy	12	49	8	1	5	75
Offensive Language	0	4	2	0	0	6
Total	76	365	82	12	87	622

Figure 33: Truncated CCRB Complaints (August 2018)

	Withdrawn	Uncooperative	Unavailable	Civilian Unidentified	Pending Litigation*	Total
Total	36	122	42	5	27	232

Figure 34: Truncated Allegations (YTD 2018)

	Withdrawn	Uncooperative	Unavailable	Civilian Unidentified	Pending Litigation*	Total
Force	105	509	182	14	337	1147
Abuse of Authority	384	1503	253	37	220	2397
Discourtesy	85	286	38	4	52	465
Offensive Language	13	44	14	1	14	86
Total	587	2342	487	56	623	4095

Figure 35: Truncated CCRB Complaints (YTD 2018)

	Withdrawn	Uncooperative	Unavailable	Civilian Unidentified	Pending Litigation*	Total
Total	253	832	214	23	194	1516

*Pending Litigation is a truncation category added in August 2017. It indicates that the complaint was truncated due to the complainant/alleged victim's attorney.

Complaints Against Officers Assigned to Police Service Areas

The Police Service Areas (PSA) are commands that police New York City Housing Developments throughout the five boroughs. PSA complaints are defined as complaints that contain at least one FADO allegation against an officer assigned to a PSA command.

Figure 36: PSA Complaints Closed as % of Total Complaints Closed

	Aug 2017	Aug 2018	YTD 2017	YTD 2018
PSA Complaints	13	17	101	126
Total Complaints	391	332	2678	2648
PSA Complaints as % of Total	3.3%	5.1%	3.8%	4.8%

A single PSA complaint may contain allegations against multiple officers assigned to multiple PSA commands. The following table breaks out the different PSAs and shows the number of officers assigned to each PSA against whom FADO allegations have been made.

Figure 37: Closed Complaints Against Officers Assigned to a PSA

	Aug 2017	Aug 2018	YTD 2017	YTD 2018
PSA 1	6	1	20	14
PSA 2	2	0	18	47
PSA 3	0	7	20	23
PSA 4	0	12	8	33
PSA 5	3	3	24	19
PSA 6	1	0	19	20
PSA 7	4	3	41	52
PSA 8	3	0	18	19
PSA 9	4	5	12	19
Total	23	31	180	246

Complaints typically contain more than one allegation. The following table shows the allegations made against officers assigned to PSA commands broken out by FADO type.

Figure 38: Closed Allegations Against Officers Assigned to a PSA by FADO Type

	Aug 2017		Aug 2018		YTD 2017		YTD 2018	
	Count	% of Total	Count	% of Total	Count	% of Total	Count	% of Total
Force (F)	9	26%	10	31%	62	26%	97	29%
Abuse of Authority (A)	18	51%	20	63%	127	53%	179	54%
Discourtesy (D)	8	23%	2	6%	42	17%	40	12%
Offensive Language (O)	0	0%	0	0%	10	4%	16	5%
Total	35	100%	32	100%	241	100%	332	100%

Dispositions of Officers Assigned to PSAs

The following tables show the Board disposition of officers assigned to a PSA with a FADO allegation made against them.

Figure 39: Disposition of PSA Officers (2017 vs 2018)

Full Investigations	Aug 2017		Aug 2018		YTD 2017		YTD 2018	
	Count	%of Total	Count	%of Total	Count	%of Total	Count	%of Total
Substantiated	3	19%	1	8%	30	28%	23	17%
Exonerated	6	38%	3	23%	36	34%	31	23%
Unfounded	0	0%	0	0%	1	1%	3	2%
Unsubstantiated	7	44%	9	69%	40	37%	78	58%
MOS Unidentified	0	0%	0	0%	0	0%	0	0%
Total - Full Investigations	16		13		107		135	
Mediation Closures	Count	%of Total	Count	%of Total	Count	%of Total	Count	%of Total
Mediated	1	17%	0	0%	8	38%	4	18%
Mediation Attempted	5	83%	0	0%	13	62%	18	82%
Total - ADR Closures	6		0		21		22	
Resolved Case Total	22	96%	13	42%	128	71%	157	64%
Truncations / Other Closures	Count	%of Total	Count	%of Total	Count	%of Total	Count	%of Total
Complaint withdrawn	0	0%	3	17%	11	21%	14	16%
Complainant/Alleged Victim/Witness uncooperative	1	100%	7	39%	36	69%	44	49%
Complainant/Alleged Victim/Witness unavailable	0	0%	2	11%	5	10%	9	10%
Alleged Victim unidentified	0	0%	0	0%	0	0%	0	0%
Closed - Pending Litigation*	0	0%	6	33%	0	0%	21	24%
Miscellaneous	0	0%	0	0%	0	0%	1	1%
Administrative closure*	0	0%	0	0%	0	0%	0	0%
Total - Other Case Dispositions	1		18		52		89	
Total - Closed Cases	23		31		180		246	

* Closed - Pending Litigation is a truncation category added in August 2017. It indicates that the complaint was truncated due to the complainant/alleged victim's attorney.

**Administrative closure is a special category that deals with NYPD's Internal Affairs Bureau-referred cases or spin off cases with no complainant/alleged victim, and in which CCRB attempts to locate or identify a complainant/alleged victim has yielded no results.

Mediation Unit

Whenever mediation between a complainant/alleged victim and subject officer is suitable, it is offered by CCRB investigators. If the complainant/alleged victim and subject officer both agree to participate, a neutral, third-party mediator facilitates a conversation between the parties. “Mediation Attempted” refers to a situation in which an officer agrees to mediate and the complainant becomes unavailable (after the complainant initially agreed to mediation). The chart below indicates the number of mediations and attempted mediations in August and this year.

Figure 40: Mediated Complaints Closed

	August 2018			YTD 2018		
	Mediated	Mediation Attempted	Total	Mediated	Mediation Attempted	Total
Mediated Complaints	12	0	12	155	149	304

Figure 41: Mediated FADO Allegations Closed

	August 2018			YTD 2018		
	Mediated	Mediation Attempted	Total	Mediated	Mediation Attempted	Total
Force	4	0	4	31	24	55
Abuse of Authority	25	0	25	240	296	536
Discourtesy	4	0	4	61	65	126
Offensive Language	1	0	1	9	16	25
Total	34	0	34	341	401	742

Figure 42: Mediated Complaints By Borough (August 2018)

	Mediations
Bronx	0
Brooklyn	4
Manhattan	4
Queens	4
Staten Island	0

Figure 43: Mediated Allegations By Borough (August 2018)

	Mediations
Bronx	0
Brooklyn	14
Manhattan	10
Queens	10
Staten Island	0

**Figure 44: Mediated Complaints By Precinct
(Aug 2018 - YTD 2018)**

Precinct	Aug 2018	YTD 2018	Precinct	Aug 2018	YTD 2018
1	0	1	67	0	2
5	0	1	68	1	1
6	0	2	69	1	9
9	0	2	70	0	4
10	0	1	71	0	2
13	0	1	72	0	2
14	1	5	73	0	2
17	0	3	75	0	3
18	0	5	77	0	3
19	0	2	78	0	2
20	0	2	79	0	1
23	0	1	83	0	1
24	1	2	84	0	2
25	0	1	88	0	1
26	0	2	90	1	2
28	1	2	94	0	1
32	0	3	100	0	2
33	1	3	101	1	4
34	0	3	102	0	1
40	0	1	103	0	4
42	0	1	104	0	4
44	0	6	105	0	1
45	0	1	106	0	1
46	0	8	107	0	1
47	0	3	108	1	2
49	0	2	111	0	1
50	0	2	112	1	3
52	0	1	113	0	5
60	1	3	114	1	2
61	0	1	115	0	1
62	0	1	121	0	4
63	0	2	122	0	3
66	0	2	123	0	1
			NA	0	1

**Figure 45: Mediated Allegations By Precinct
(Aug 2018 - YTD 2018)**

Precinct	Aug 2018	YTD 2018	Precinct	Aug 2018	YTD 2018
1	0	1	67	0	4
5	0	1	68	4	4
6	0	3	69	3	26
9	0	5	70	0	10
10	0	1	71	0	2
13	0	2	72	0	3
14	3	12	73	0	2
17	0	5	75	0	4
18	0	15	77	0	5
19	0	8	78	0	7
20	0	3	79	0	3
23	0	1	83	0	2
24	1	2	84	0	4
25	0	9	88	0	2
26	0	4	90	4	8
28	3	4	94	0	1
32	0	8	100	0	4
33	3	5	101	6	12
34	0	7	102	0	2
40	0	1	103	0	11
42	0	2	104	0	11
44	0	11	105	0	4
45	0	4	106	0	1
46	0	13	107	0	2
47	0	7	108	2	6
49	0	3	111	0	2
50	0	3	112	1	5
52	0	1	113	0	8
60	3	12	114	1	2
61	0	1	115	0	3
62	0	2	121	0	11
63	0	4	122	0	4
66	0	4	123	0	1
			NA	0	1

Administrative Prosecution Unit

The CCRB’s Administrative Prosecution Unit (APU) prosecutes police misconduct cases when the Board has recommended charges, in the NYPD Trial Room. The APU is also able to offer pleas to officers who admit guilt rather than going to trial. Following a plea agreement or the conclusion of a disciplinary trial, cases are sent to the Police Commissioner for final penalties.

Figure 46: Administrative Prosecution Unit Case Closures

Disposition Category	Prosecution Disposition	Aug 2018	YTD 2018
Disciplinary Action	Not guilty after trial but Discipline Imposed	0	0
	Guilty after trial	0	7
	Trial verdict dismissed by PC, Comm. Disc. A imposed	0	0
	Trial verdict dismissed by PC, Comm. Disc. B imposed	0	0
	Trial verdict dismissed by PC, Formalized Training imposed	0	0
	Trial verdict dismissed by PC, Instructions imposed	0	0
	Trial verdict reversed by PC, Final verdict Guilty	0	0
	Resolved by plea	0	14
	Plea set aside, Comm. Disc. B	0	0
	Plea set aside, Comm. Disc. A	0	0
	Plea set aside, Formalized Training	0	0
	Plea set aside, Instructions	0	1
	*Retained, with discipline	0	2
	Disciplinary Action Total		0
No Disciplinary Action	Not guilty after trial	0	1
	Trial verdict reversed by PC, Final verdict Not Guilty	0	1
	Plea set aside, Without discipline	0	0
	**Retained, without discipline	0	2
	Dismissed by APU	0	0
	SOL Expired in APU	0	0
	No Disciplinary Action Total		0
Not Adjudicated	Charges not filed	0	0
	Deceased	0	0
	Other	0	3
	***Previously adjudicated, with discipline	0	0
	***Previously adjudicated, without discipline	0	0
	†Reconsidered by CCRB Board	0	1
	Retired	0	0
	SOL Expired prior to APU	0	0
	Not Adjudicated Total		0
Total Closures		0	32

*Retained cases are those in which the Department kept jurisdiction pursuant to Section 2 of the April 2, 2012 Memorandum of Understanding between the NYPD and the CCRB.

** When the Department keeps jurisdiction pursuant to Section 2 and does not impose any discipline on the officer, it is the equivalent of a category referred to as "Department Unable to Prosecute" (DUP). Cases are referred to as DUP when the department decides that it will not discipline an officer against whom the Board recommended discipline other than charges.

*** In some cases, the Department conducts its own investigation and prosecution prior to the completion of the CCRB's investigation. In those cases, the APU does not conduct a second prosecution.

† Under the Board's reconsideration process, an officer who has charges recommended as the penalty for a substantiated allegation may have the recommended penalty changed to something other than charges or have the disposition changed to something other than substantiated. In those cases, the APU ceases its prosecution.

NYPD Discipline

Under the New York City Charter, the Police Commissioner makes the final decision regarding discipline and the outcome of disciplinary trials.

The first chart reflects NYPD-imposed discipline for cases brought by the APU (Charges).

The chart on the following page reflects cases referred to the Police Commissioner where the Board recommended Command Discipline, Formalized Training or Instructions.

Figure 47: NYPD Discipline Imposed for Adjudicated APU Cases

Discipline*	August 2018	YTD 2018
Terminated	0	0
Suspension for or loss of vacation time of 31 or more days and/or Dismissal Probation	0	0
Suspension for or loss of vacation time of 21 to 30 days	0	0
Suspension for or loss of vacation time of 11 to 20 days	0	1
Suspension for or loss of vacation time of 1 to 10 days	0	20
Command Discipline B	0	0
Command Discipline A	0	0
Formalized Training**	0	2
Instructions***	0	1
Warned & Admonished/Reprimanded	0	0
Disciplinary Action† Total	0	24
No Disciplinary Action†	0	4
Adjudicated Total	0	28
Discipline Rate	0%	86%
Not Adjudicated† Total	0	4
Total Closures	0	32

*Where more than one penalty is imposed on a respondent, it is reported under the more severe penalty.

** Formalized training is conducted by the Police Academy, the NYPD Legal Bureau, or other NYPD Unit.

*** Instructions are conducted at the command level.

† The case closure types that define the "Disciplinary Action", "No Disciplinary Action" and "Not Adjudicated" categories are listed in Figure 43 on the previous page.

Figure 48: NYPD Discipline Imposed for Non-APU Cases

Disposition	Disposition Type*	August 2018	YTD 2018
Disciplinary Action	Terminated	0	0
	Suspension for or loss of vacation time of 31 or more days and/or Dismissal Probation	0	0
	Suspension for or loss of vacation time of 21 to 30 days	1	1
	Suspension for or loss of vacation time of 11 to 20 days	0	0
	Suspension for or loss of vacation time of 1 to 10 days	0	1
	Command Discipline B	2	7
	Command Discipline A	2	54
	Formalized Training**	15	111
	Instructions***	6	36
	Warned & admonished/Reprimanded	0	0
	Total	26	210
No Disciplinary Action	Not Guilty †	0	1
	Filed ††	0	4
	SOL Expired	0	4
	Department Unable to Prosecute†††	6	30
	No Finding ††††	0	3
	Total	6	42
	Discipline Rate	81%	83%
	DUP Rate	19%	12%

*Where the respondent is found guilty of charges, and the penalty imposed would fall into more than one of the above listed categories, it is reported under the more severe penalty.

** Formalized training is conducted by the Police Academy, the NYPD Legal Bureau, or other NYPD Unit.

*** Instructions are conducted at the command level.

† Trial outcomes in non-APU cases typically involve MOS who turned down command discipline, prompting the police department to proceed with charges.

†† "Filed" is a term used when the police department is not required to take action against the subject officer because the officer has resigned or retired from the department, or has been terminated.

††† When the department decides that it will not discipline an officer against whom the Board recommended discipline other than charges, those cases are referred to as "Department Unable to Prosecute," or DUP.

†††† "No Finding" refers to cases which the department reports as "Administratively Closed."

Figure 49: NYPD Discipline Imposed for Allegations - Non-APU Cases (August 2018)

Board Disposition	FADO Type	Allegation	Precinct	Borough	NYPD Discipline
Substantiated (Command Discipline A)	A	Retaliatory summons	13	Manhattan	Command Discipline A
Substantiated (Formalized Training)	A	Threat to notify ACS	25	Manhattan	Formalized Training
Substantiated (Formalized Training)	D	Word	25	Manhattan	Formalized Training
Substantiated (Formalized Training)	E	Other	28	Manhattan	Instructions
Substantiated (Command Lvl Instructions)	A	Vehicle search	33	Manhattan	No Discipline
Substantiated (Command Lvl Instructions)	A	Vehicle search	33	Manhattan	No Discipline
Substantiated (Command Discipline B)	A	Threat of force (verbal or physical)	34	Manhattan	Formalized Training
Substantiated (Command Discipline B)	D	Word	34	Manhattan	Formalized Training
Substantiated (Command Discipline B)	E	Gender	34	Manhattan	Formalized Training
Substantiated (Formalized Training)	A	Refusal to provide name/shield number	40	Bronx	Formalized Training
Substantiated (Command Lvl Instructions)	A	Frisk	40	Bronx	Formalized Training
Substantiated (Command Lvl Instructions)	A	Frisk	40	Bronx	Formalized Training
Substantiated (Command Lvl Instructions)	A	Search (of person)	40	Bronx	Formalized Training
Substantiated (Command Lvl Instructions)	A	Search (of person)	40	Bronx	Formalized Training
Substantiated (Command Lvl Instructions)	A	Stop	40	Bronx	Formalized Training
Substantiated (Formalized Training)	A	Interference with recording	40	Bronx	Formalized Training
Substantiated (Formalized Training)	A	Vehicle search	44	Bronx	Formalized Training
Substantiated (Formalized Training)	A	Vehicle search	44	Bronx	Formalized Training
Substantiated (Formalized Training)	A	Frisk	44	Bronx	Formalized Training
Substantiated (Formalized Training)	A	Frisk	44	Bronx	Formalized Training
Substantiated (Formalized Training)	A	Search (of person)	44	Bronx	Formalized Training
Substantiated (Formalized Training)	A	Search (of person)	44	Bronx	Formalized Training
Substantiated (Command Discipline B)	A	Vehicle search	47	Bronx	Formalized Training
Substantiated (Command Discipline B)	A	Interference with recording	47	Bronx	Command Discipline B
Substantiated (Command Discipline B)	A	Interference with recording	47	Bronx	Command Discipline B
Substantiated (Command Discipline A)	A	Vehicle search	62	Brooklyn	Command Discipline A
Substantiated (Command Discipline A)	A	Other	62	Brooklyn	Command Discipline A
Substantiated (Command Discipline A)	A	Other	62	Brooklyn	Command Discipline A
Substantiated (Command Lvl Instructions)	A	Threat of force (verbal or physical)	68	Brooklyn	Instructions
Substantiated (Command Lvl Instructions)	A	Retaliatory summons	68	Brooklyn	Instructions

Board Disposition	FADO Type	Allegation	Precinct	Borough	NYPD Discipline
Substantiated (Command Lvl Instructions)	A	Stop	68	Brooklyn	Instructions
Substantiated (Command Lvl Instructions)	A	Stop	68	Brooklyn	Instructions
Substantiated (Formalized Training)	A	Refusal to provide name/shield number	69	Brooklyn	Forfeit vacation
Substantiated (Formalized Training)	D	Word	69	Brooklyn	Forfeit vacation
Substantiated (Command Discipline A)	A	Frisk	69	Brooklyn	Forfeit vacation
Substantiated (Command Discipline A)	A	Search (of person)	69	Brooklyn	Forfeit vacation
Substantiated (Command Discipline A)	A	Stop	69	Brooklyn	Forfeit vacation
Substantiated (Command Lvl Instructions)	D	Word	72	Brooklyn	Instructions
Substantiated (Command Lvl Instructions)	D	Word	72	Brooklyn	Instructions
Substantiated (Command Lvl Instructions)	D	Word	72	Brooklyn	Instructions
Substantiated (Command Discipline B)	A	Strip-searched	73	Brooklyn	Formalized Training
Substantiated (Command Discipline B)	D	Action	73	Brooklyn	Formalized Training
Substantiated (Formalized Training)	A	Vehicle search	75	Brooklyn	Formalized Training
Substantiated (Formalized Training)	A	Frisk	75	Brooklyn	Formalized Training
Substantiated (Formalized Training)	A	Frisk	75	Brooklyn	Formalized Training
Substantiated (Formalized Training)	A	Search (of person)	75	Brooklyn	Formalized Training
Substantiated (Command Discipline A)	F	Gun Pointed	81	Brooklyn	No Discipline
Substantiated (Command Discipline A)	A	Premises entered and/or searched	81	Brooklyn	No Discipline
Substantiated (Command Discipline A)	A	Premises entered and/or searched	81	Brooklyn	No Discipline
Substantiated (Command Lvl Instructions)	A	Threat of arrest	88	Brooklyn	Formalized Training
Substantiated (Command Lvl Instructions)	A	Threat of arrest	88	Brooklyn	Formalized Training
Substantiated (Command Lvl Instructions)	A	Refusal to provide name/shield number	88	Brooklyn	Formalized Training
Substantiated (Command Lvl Instructions)	D	Word	88	Brooklyn	Formalized Training
Substantiated (Command Discipline B)	A	Other	90	Brooklyn	No Discipline
Substantiated (Formalized Training)	F	Physical force	105	Queens	No Discipline
Substantiated (Command Discipline A)	D	Word	114	Queens	Instructions

Figure 50: NYPD Discipline Imposed for Allegations - APU Adjudicated Cases (August 2018)

Board Disposition	FADO Type	Allegation	Precinct	Borough	NYPD Discipline
-------------------	-----------	------------	----------	---------	-----------------

Appendix

Over the years, the CCRB has made many types of data publicly available. In reorganizing the Monthly Report, we do not intend to remove any valuable information from the public domain. However, the Agency believes that some information is essential to place in the main body of the Monthly Report, while more granular charts and figures are better suited to the Appendix. We welcome you to contact the CCRB at www.nyc.gov or 212-912-7235 if you are having difficulty finding information on CCRB data that was formerly available.

Figure 51: CCRB Open Docket - Age of CCRB Cases Based On Incident Date

	August 2018		July 2018		Change	% Change
	Count	% of Total	Count	% of Total		
Cases 0-4 Months	1248	71.8%	1143	72.6%	105	9.2%
Cases 5-7 Months	289	16.6%	234	14.9%	55	23.5%
Cases 8 Months	39	2.2%	45	2.9%	-6	-13.3%
Cases 9 Months	39	2.2%	40	2.5%	-1	-2.5%
Cases 10 Months	34	2.0%	30	1.9%	4	13.3%
Cases 11 Months	20	1.2%	18	1.1%	2	11.1%
Cases 12 Months	18	1.0%	13	0.8%	5	38.5%
Cases 13 Months	14	0.8%	14	0.9%	0	0.0%
Cases 14 Months	12	0.7%	7	0.4%	5	71.4%
Cases 15 Months	4	0.2%	9	0.6%	-5	-55.6%
Cases 16 Months	7	0.4%	4	0.3%	3	75.0%
Cases 17 Months	0	0.0%	1	0.1%	-1	NA
Cases 18 Months	0	0.0%	3	0.2%	-3	NA
Cases Over 18 Months	13	0.7%	13	0.8%	0	0.0%
NA	0	0.0%	0	0.0%	0	NA
Total	1737	100.0%	1574	100.0%	163	10.4%

Figure 52: CCRB Open Docket - Age of CCRB Cases Based On CCRB Received Date

	August 2018		July 2018		Change	% Change
	Count	% of Total	Count	% of Total		
Cases 0-4 Months	1370	78.9%	1248	79.3%	122	9.8%
Cases 5-7 Months	242	13.9%	198	12.6%	44	22.2%
Cases 8 Months	27	1.6%	36	2.3%	-9	-25.0%
Cases 9 Months	27	1.6%	36	2.3%	-9	-25.0%
Cases 10 Months	30	1.7%	18	1.1%	12	66.7%
Cases 11 Months	14	0.8%	12	0.8%	2	16.7%
Cases 12 Months	9	0.5%	6	0.4%	3	50.0%
Cases 13 Months	6	0.3%	7	0.4%	-1	-14.3%
Cases 14 Months	5	0.3%	3	0.2%	2	66.7%
Cases 15 Months	0	0.0%	3	0.2%	-3	NA
Cases 16 Months	2	0.1%	1	0.1%	1	100.0%
Cases 17 Months	0	0.0%	0	0.0%	0	NA
Cases 18 Months	0	0.0%	0	0.0%	0	NA
Cases Over 18 Months	5	0.3%	6	0.4%	-1	-16.7%
NA	0	0.0%	0	0.0%	0	NA
Total	1737	100.0%	1574	100.0%	163	10.4%

Figure 53: CCRB Investigations Docket - Age of CCRB Cases Based On Incident Date

	August 2018		July 2018		Change	% Change
	Count	% of Total	Count	% of Total		
Cases 0-4 Months	791	77.6%	754	78.4%	37	4.9%
Cases 5-7 Months	132	13.0%	119	12.4%	13	10.9%
Cases 8 Months	19	1.9%	14	1.5%	5	35.7%
Cases 9 Months	13	1.3%	21	2.2%	-8	-38.1%
Cases 10 Months	20	2.0%	11	1.1%	9	81.8%
Cases 11 Months	8	0.8%	10	1.0%	-2	-20.0%
Cases 12 Months	12	1.2%	7	0.7%	5	71.4%
Cases 13 Months	5	0.5%	8	0.8%	-3	-37.5%
Cases 14 Months	5	0.5%	3	0.3%	2	66.7%
Cases 15 Months	3	0.3%	5	0.5%	-2	-40.0%
Cases 16 Months	4	0.4%	0	0.0%	4	NA
Cases 17 Months	0	0.0%	1	0.1%	-1	NA
Cases 18 Months	0	0.0%	2	0.2%	-2	NA
Cases Over 18 Months	7	0.7%	7	0.7%	0	0.0%
NA	0	0.0%	0	0.0%	0	NA
Total	1019	100.0%	962	100.0%	57	5.9%

Figure 54: CCRB DA Hold Docket - Age of CCRB Cases Based On Incident Date

	August 2018	
	Count	% of Total
Cases 0-4 Months	0	0.0%
Cases 5-7 Months	2	22.2%
Cases 8 Months	0	0.0%
Cases 9 Months	0	0.0%
Cases 10 Months	1	11.1%
Cases 11 Months	1	11.1%
Cases 12 Months	0	0.0%
Cases 13 Months	1	11.1%
Cases 14 Months	0	0.0%
Cases 15 Months	0	0.0%
Cases 16 Months	0	0.0%
Cases 17 Months	0	0.0%
Cases 18 Months	0	0.0%
Cases Over 18 Months	4	44.4%
NA	0	0.0%
Total	9	100.0%

Figure 55: Disposition of Force Allegations (YTD 2018)

Force Allegation	Substantiated		Exonerated		Unsubstantiated		Unfounded		Officer Unidentified		Miscellaneous	
	Count	%	Count	%	Count	%	Count	%	Count	%	Count	%
Gun Pointed	8	11.8%	28	41.2%	14	20.6%	11	16.2%	7	10.3%	0	0%
Gun fired	0	0%	4	100%	0	0%	0	0%	0	0%	0	0%
Nightstick as club (incl asp & baton)	2	11.1%	9	50%	3	16.7%	2	11.1%	2	11.1%	0	0%
Gun as club	0	0%	0	0%	3	75%	0	0%	1	25%	0	0%
Radio as club	0	0%	0	0%	0	0%	2	100%	0	0%	0	0%
Flashlight as club	1	100%	0	0%	0	0%	0	0%	0	0%	0	0%
Police shield	0	0%	1	25%	2	50%	0	0%	1	25%	0	0%
Vehicle	0	0%	0	0%	4	80%	1	20%	0	0%	0	0%
Other blunt instrument as a club	0	0%	1	14.3%	4	57.1%	1	14.3%	1	14.3%	0	0%
Hit against inanimate object	0	0%	3	13.6%	9	40.9%	9	40.9%	1	4.5%	0	0%
Chokehold	5	12.2%	0	0%	23	56.1%	8	19.5%	5	12.2%	0	0%
Pepper spray	8	61.5%	5	38.5%	0	0%	0	0%	0	0%	0	0%
Physical force	30	4.9%	240	38.8%	188	30.4%	73	11.8%	87	14.1%	0	0%
Handcuffs too tight	0	0%	0	0%	3	60%	2	40%	0	0%	0	0%
Nonlethal restraining device	3	20%	10	66.7%	1	6.7%	1	6.7%	0	0%	0	0%
Animal	0	0.0%	0	0.0%	0	0.0%	0	0.0%	0	0.0%	0	0.0%
Other	3	8.8%	7	20.6%	16	47.1%	6	17.6%	2	5.9%	0	0%
Restricted Breathing	0	0%	0	0%	12	50%	6	25%	6	25%	0	0%
Total	60	6.8%	308	34.8%	282	31.9%	122	13.8%	113	12.8%	0	0%

Figure 56: Disposition of Abuse of Authority Allegations (YTD 2018)

Abuse of Authority Allegation	Substantiated		Exonerated		Unsubstantiated		Unfounded		Officer Unidentified		Miscellaneous	
	Count	%	Count	%	Count	%	Count	%	Count	%	Count	%
Gun Drawn	0	0%	13	72.2%	2	11.1%	3	16.7%	0	0%	0	0%
Entry of Premises	16	13.1%	64	52.5%	35	28.7%	1	0.8%	6	4.9%	0	0%
Strip-searched	5	20%	9	36%	6	24%	3	12%	2	8%	0	0%
Vehicle stop	4	3.7%	56	51.9%	35	32.4%	0	0%	13	12%	0	0%
Vehicle search	13	11.8%	52	47.3%	33	30%	0	0%	12	10.9%	0	0%
Premises entered and/or searched	20	8.3%	163	67.4%	45	18.6%	5	2.1%	9	3.7%	0	0%
Threat of summons	2	28.6%	3	42.9%	1	14.3%	1	14.3%	0	0%	0	0%
Threat of arrest	11	4.9%	94	41.8%	81	36%	14	6.2%	25	11.1%	0	0%
Threat to notify ACS	2	16.7%	3	25%	7	58.3%	0	0%	0	0%	0	0%
Threat of force (verbal or physical)	11	9%	16	13.1%	62	50.8%	15	12.3%	18	14.8%	0	0%
Threat to damage/seize property	3	7.3%	11	26.8%	17	41.5%	2	4.9%	8	19.5%	0	0%
Property damaged	1	2%	8	16.3%	19	38.8%	4	8.2%	17	34.7%	0	0%
Refusal to process civilian complaint	13	43.3%	0	0%	9	30%	3	10%	5	16.7%	0	0%
Refusal to provide name/shield number	21	9.7%	4	1.8%	152	70%	27	12.4%	13	6%	0	0%
Retaliatory arrest	6	85.7%	0	0%	1	14.3%	0	0%	0	0%	0	0%
Retaliatory summons	4	80%	0	0%	0	0%	1	20%	0	0%	0	0%
Refusal to obtain medical treatment	4	7%	2	3.5%	38	66.7%	10	17.5%	3	5.3%	0	0%
Improper dissemination of medical info	0	0%	0	0%	0	0%	0	0%	1	100%	0	0%
Other	29	37.2%	32	41%	13	16.7%	0	0%	4	5.1%	0	0%
Seizure of property	2	8.3%	16	66.7%	5	20.8%	0	0%	1	4.2%	0	0%
Refusal to show search warrant	0	0%	0	0%	25	78.1%	4	12.5%	3	9.4%	0	0%
Frisk	43	27%	38	23.9%	46	28.9%	6	3.8%	26	16.4%	0	0%
Search (of person)	20	13.2%	28	18.4%	76	50%	4	2.6%	24	15.8%	0	0%
Stop	29	13.7%	94	44.5%	59	28%	6	2.8%	23	10.9%	0	0%
Question	5	11.6%	8	18.6%	19	44.2%	3	7%	8	18.6%	0	0%
Refusal to show arrest warrant	0	0%	0	0%	3	60%	0	0%	2	40%	0	0%
Interference with recording	12	28.6%	6	14.3%	12	28.6%	6	14.3%	6	14.3%	0	0%
Search of recording device	0	0%	1	11.1%	7	77.8%	1	11.1%	0	0%	0	0%
Electronic device information deletion	0	0%	0	0%	1	50%	0	0%	1	50%	0	0%

Forcible Removal to Hospital	3	3.4%	81	91%	4	4.5%	1	1.1%	0	0%	0	0%
Threat re: removal to hospital	2	28.6%	3	42.9%	2	28.6%	0	0%	0	0%	0	0%
Threat re: immigration status	0	0.0%	0	0.0%	0	0.0%	0	0.0%	0	0.0%	0	0.0%
Disseminated immigration status	0	0.0%	0	0.0%	0	0.0%	0	0.0%	0	0.0%	0	0.0%
Questioned immigration status	0	0%	0	0%	2	100%	0	0%	0	0%	0	0%
Search of Premises	8	12.7%	37	58.7%	13	20.6%	0	0%	5	7.9%	0	0%
Sex Miscon (Sexual Harassment, Verbal)	1	25%	0	0%	2	50%	0	0%	1	25%	0	0%
Sex Miscon (Sexual Harassment, Gesture)	0	0%	0	0%	0	0%	0	0%	1	100%	0	0%
Sexual Misconduct (Sexual Humiliation)	1	100%	0	0%	0	0%	0	0%	0	0%	0	0%
Sex Miscon (Sexual/Romantic Proposition)	0	0%	0	0%	1	100%	0	0%	0	0%	0	0%
Sex Miscon (Sexually Motivated Arrest)	0	0.0%	0	0.0%	0	0.0%	0	0.0%	0	0.0%	0	0.0%
Sex Miscon (Sexually Motivated Stop)	0	0.0%	0	0.0%	0	0.0%	0	0.0%	0	0.0%	0	0.0%
Sex Miscon (Sexually Motivated Frisk)	0	0.0%	0	0.0%	0	0.0%	0	0.0%	0	0.0%	0	0.0%
Sex Miscon (Sexually Motivated Search)	0	0.0%	0	0.0%	0	0.0%	0	0.0%	0	0.0%	0	0.0%
Sex Miscon (Sexually Motiv Strip-Search)	0	0.0%	0	0.0%	0	0.0%	0	0.0%	0	0.0%	0	0.0%
Sex Miscon (Sexually Motiv Vehicle Stop)	0	0.0%	0	0.0%	0	0.0%	0	0.0%	0	0.0%	0	0.0%
Sex Miscon (Sexually Motiv Photo/Video)	0	0.0%	0	0.0%	0	0.0%	0	0.0%	0	0.0%	0	0.0%
Sex Miscon (Sexually Motivated Summons)	0	0.0%	0	0.0%	0	0.0%	0	0.0%	0	0.0%	0	0.0%
Photography/Videography	1	50%	0	0%	1	50%	0	0%	0	0%	0	0%
Body Cavity Searches	0	0.0%	0	0.0%	0	0.0%	0	0.0%	0	0.0%	0	0.0%
Total	292	12.6%	842	36.2%	834	35.9%	120	5.2%	237	10.2%	0	0%

Figure 57: Disposition of Discourtesy Allegations (YTD 2018)

Discourtesy Allegation	Substantiated		Exonerated		Unsubstantiated		Unfounded		Officer Unidentified		Miscellaneous	
	Count	%	Count	%	Count	%	Count	%	Count	%	Count	%
Word	47	10.7%	14	3.2%	267	60.8%	41	9.3%	70	15.9%	0	0%
Gesture	0	0%	0	0%	4	80%	1	20%	0	0%	0	0%
Demeanor/tone	0	0.0%	0	0.0%	0	0.0%	0	0.0%	0	0.0%	0	0.0%
Action	4	7%	4	7%	32	56.1%	7	12.3%	10	17.5%	0	0%
Other	0	0%	0	0%	0	0%	1	100%	0	0%	0	0%
Total	51	10.2%	18	3.6%	303	60.4%	50	10%	80	15.9%	0	0%

Figure 58: Disposition of Offensive Language Allegations (YTD 2018)

Offensive Language Allegation	Substantiated		Exonerated		Unsubstantiated		Unfounded		Officer Unidentified		Miscellaneous	
	Count	%	Count	%	Count	%	Count	%	Count	%	Count	%
Race	0	0%	0	0%	24	72.7%	7	21.2%	2	6.1%	0	0%
Ethnicity	0	0%	0	0%	2	11.8%	8	47.1%	7	41.2%	0	0%
Religion	0	0.0%	0	0.0%	0	0.0%	0	0.0%	0	0.0%	0	0.0%
Sexual orientation	0	0%	0	0%	4	100%	0	0%	0	0%	0	0%
Physical disability	1	33.3%	0	0%	1	33.3%	0	0%	1	33.3%	0	0%
Other	2	13.3%	0	0%	7	46.7%	5	33.3%	1	6.7%	0	0%
Gender Identity	0	0.0%	0	0.0%	0	0.0%	0	0.0%	0	0.0%	0	0.0%
Gender	0	0.0%	0	0.0%	0	0.0%	0	0.0%	0	0.0%	0	0.0%
Total	3	4.2%	0	0%	38	52.8%	20	27.8%	11	15.3%	0	0%

Figure 59: Administrative Prosecutions Unit Open Docket (August 2018)

Case Stage	Cases	Percent
Trial commenced	0	0%
Awaiting filing of charges	6	7%
Charges filed, awaiting service	44	51%
Charges served, CORD/SoEH/DCS pending	21	24%
Charges served, Conference Date Requested	3	3%
Calendared for court appearance	2	2%
Case Off Calendar - Subsequent Appearance Pending	1	1%
Trial scheduled	5	6%
Plea agreed - paperwork pending	4	5%
Total	86	100%

CORD is the CO's Report on MOS facing discipline.
 SoEH is the Summary of Employment History.
 DCS is the Disciplinary Cover Sheet.

Figure 60: Administrative Prosecutions Unit Cases Awaiting Final Disposition (August 2018)

Case Stage	Cases	Percent
Disposition modified, awaiting final disp.	1	5%
Plea filed - awaiting approval by PC	15	71%
Verdict rendered - awaiting approval by PC	1	5%
Verdict rendered - Fogel response due	2	10%
Trial completed, awaiting verdict	2	10%
Total	21	100%

A Fogel response is a letter to the Trial Commissioner with comments from the CCRB on the Trial Commissioner's report and recommendation.

Figure 61: Officers With CCRB Complaints Closed in 2018 by Command

Patrol Services Bureau	Substantiated MOS Aug 2018	Substantiated MOS YTD 2018	Total MOS Aug 2018	Total MOS YTD 2018
Patrol Borough Manhattan South Total	0	6	17	173
Patrol Borough Manhattan North Total	3	42	31	295
Patrol Borough Bronx Total	4	38	88	529
Patrol Borough Brooklyn South Total	4	28	47	378
Patrol Borough Brooklyn North Total	2	29	30	352
Patrol Borough Queens South Total	2	12	31	278
Patrol Borough Queens North Total	0	7	15	123
Patrol Borough Staten Island Total	3	18	19	139
Special Operations Division Total	0	0	8	28
Other Patrol Services Bureau Commands Total	0	1	1	4
Total	18	181	287	2299
Other Bureaus				
Traffic Control Division Total	1	3	6	41
Transit Bureau Total	0	6	5	109
Housing Bureau Total	1	22	33	249
Organized Crime Control Bureau Total	0	6	14	104
Detective Bureau Total	0	5	6	96
Other Bureaus Total	2	10	10	82
Total	4	52	74	681
Other Commands				
Deputy Commissioners and Miscellaneous Commands Total	0	1	2	31
Undetermined	0	2	4	27
Total	22	236	367	3038

Table shows MOS command as recorded at the time of complaint.

Figure 62A: Officers With CCRB Complaints Closed in 2018 by Command - Patrol Borough Manhattan South

Manhattan South	Substantiated MOS Aug 2018	Substantiated MOS YTD 2018	Total MOS Aug 2018	Total MOS YTD 2018
001 Precinct	0	1	0	14
005 Precinct	0	1	0	19
006 Precinct	0	1	5	21
007 Precinct	0	0	3	14
009 Precinct	0	1	5	19
010 Precinct	0	1	0	11
013 Precinct	0	0	2	7
Midtown South Precinct	0	0	0	13
017 Precinct	0	0	0	7
Midtown North Precinct	0	1	1	33
Precincts Total	0	6	16	158
Patrol Borough Manhattan South Task Force	0	0	1	9
Patrol Borough Manhattan South HQ	0	0	0	6
Patrol Borough Manhattan South Anti-Crime Unit	0	0	0	0
Patrol Borough Manhattan South Total	0	6	17	173

Table shows MOS command as recorded at the time of complaint.

Figure 62B: Officers With CCRB Complaints Closed in 2018 by Command - Patrol Borough Manhattan North

Manhattan North	Substantiated MOS Aug 2018	Substantiated MOS YTD 2018	Total MOS Aug 2018	Total MOS YTD 2018
019 Precinct	0	3	2	24
020 Precinct	0	0	0	18
023 Precinct	1	3	2	26
024 Precinct	0	0	3	13
025 Precinct	2	3	11	29
026 Precinct	0	1	1	10
Central Park Precinct	0	1	0	4
028 Precinct	0	7	2	29
030 Precinct	0	3	2	20
032 Precinct	0	3	1	25
033 Precinct	0	1	4	38
034 Precinct	0	16	3	52
Precincts Total	3	41	31	288
Patrol Borough Manhattan North Task Force	0	0	0	0
Patrol Borough Manhattan North HQ	0	1	0	2
Patrol Borough Manhattan North Anti-Crime Unit	0	0	0	5
Manhattan North Impact Response Team	0	0	0	0
Patrol Borough Manhattan North Total	3	42	31	295

Table shows MOS command as recorded at the time of complaint.

Figure 62C: Officers With CCRB Complaints Closed in 2018 by Command - Patrol Borough Bronx

Bronx	Substantiated MOS Aug 2018	Substantiated MOS YTD 2018	Total MOS Aug 2018	Total MOS YTD 2018
040 Precinct	0	7	6	43
041 Precinct	0	4	9	40
042 Precinct	0	0	1	28
043 Precinct	0	1	6	20
044 Precinct	0	3	7	85
045 Precinct	0	4	2	23
046 Precinct	0	2	10	46
047 Precinct	0	5	8	56
048 Precinct	4	6	15	57
049 Precinct	0	1	5	26
050 Precinct	0	1	5	25
052 Precinct	0	4	13	77
Precincts Total	4	38	87	526
Patrol Borough Bronx Task Force	0	0	0	1
Patrol Borough Bronx HQ	0	0	1	1
Patrol Borough Bronx Anti-Crime Unit	0	0	0	1
Bronx Impact Response Team	0	0	0	0
Patrol Borough Bronx Total	4	38	88	529

Table shows MOS command as recorded at the time of complaint.

Figure 62D: Officers With CCRB Complaints Closed in 2018 by Command - Patrol Borough Brooklyn South

Brooklyn South	Substantiated MOS Aug 2018	Substantiated MOS YTD 2018	Total MOS Aug 2018	Total MOS YTD 2018
060 Precinct	0	1	4	29
061 Precinct	0	0	3	24
062 Precinct	0	1	0	16
063 Precinct	0	5	5	27
066 Precinct	0	0	0	13
067 Precinct	0	3	7	70
068 Precinct	0	4	3	17
069 Precinct	1	7	8	56
070 Precinct	0	0	6	30
071 Precinct	2	2	8	37
072 Precinct	0	1	0	22
076 Precinct	0	0	0	16
078 Precinct	0	0	2	11
Precincts Total	3	24	46	368
Patrol Borough Brooklyn South Task Force	1	4	1	6
Patrol Borough Brooklyn South HQ	0	0	0	0
Patrol Borough Brooklyn South Anti-Crime Unit	0	0	0	4
Brooklyn South Impact Response Team	0	0	0	0
Patrol Borough Brooklyn South Total	4	28	47	378

Table shows MOS command as recorded at the time of complaint.

Figure 62E: Officers With CCRB Complaints Closed in 2018 by Command - Patrol Borough Brooklyn North

Brooklyn North	Substantiated MOS Aug 2018	Substantiated MOS YTD 2018	Total MOS Aug 2018	Total MOS YTD 2018
073 Precinct	0	3	1	39
075 Precinct	0	3	2	74
077 Precinct	1	5	8	53
079 Precinct	0	3	3	47
081 Precinct	0	5	3	42
083 Precinct	0	3	2	22
084 Precinct	0	2	2	29
088 Precinct	0	2	4	14
090 Precinct	0	0	2	11
094 Precinct	1	1	3	12
Precincts Total	2	27	30	343
Patrol Borough Brooklyn North Task Force	0	0	0	0
Patrol Borough Brooklyn North HQ	0	2	0	3
Patrol Borough Brooklyn North Anti-Crime Unit	0	0	0	6
Brooklyn North Impact Response Team	0	0	0	0
Patrol Borough Brooklyn North Total	2	29	30	352

Table shows MOS command as recorded at the time of complaint.

Figure 62F: Officers With CCRB Complaints Closed in 2018 by Command - Patrol Borough Queens South

Queens South	Substantiated MOS Aug 2018	Substantiated MOS YTD 2018	Total MOS Aug 2018	Total MOS YTD 2018
100 Precinct	0	0	2	14
101 Precinct	0	1	3	54
102 Precinct	2	3	4	24
103 Precinct	0	0	3	43
105 Precinct	0	1	4	27
106 Precinct	0	2	8	26
107 Precinct	0	1	2	26
113 Precinct	0	4	4	59
Precincts Total	2	12	30	273
Patrol Borough Queens South Task Force	0	0	1	2
Patrol Borough Queens South HQ	0	0	0	0
Patrol Borough Queens South Anti-Crime Unit	0	0	0	3
Queens South Impact Response Team	0	0	0	0
Patrol Borough Queens South Total	2	12	31	278

Table shows MOS command as recorded at the time of complaint.

Figure 62G: Officers With CCRB Complaints Closed in 2018 by Command - Patrol Borough Queens North

Queens North	Substantiated MOS Aug 2018	Substantiated MOS YTD 2018	Total MOS Aug 2018	Total MOS YTD 2018
104 Precinct	0	0	2	12
108 Precinct	0	1	1	8
109 Precinct	0	0	0	18
110 Precinct	0	0	0	14
111 Precinct	0	0	3	11
112 Precinct	0	0	1	9
114 Precinct	0	5	2	35
115 Precinct	0	0	2	11
Precincts Total	0	6	11	118
Patrol Borough Queens North Task Force	0	0	0	0
Patrol Borough Queens North HQ	0	1	4	5
Patrol Borough Queens North Anti-Crime Unit	0	0	0	0
Patrol Borough Queens North Total	0	7	15	123

Table shows MOS command as recorded at the time of complaint.

Figure 62H: Officers With CCRB Complaints Closed in 2018 by Command - Patrol Borough Staten Island

Staten Island	Substantiated MOS Aug 2018	Substantiated MOS YTD 2018	Total MOS Aug 2018	Total MOS YTD 2018
120 Precinct	0	7	2	58
122 Precinct	1	4	7	37
123 Precinct	1	2	3	17
121 Precinct	0	0	5	13
Precincts Total	2	13	17	125
Patrol Borough Staten Island Task Force	0	0	0	1
Patrol Borough Staten Island HQ	1	5	2	10
Patrol Borough Staten Island Anti-Crime Unit	0	0	0	3
Staten Island Housing Unit	0	0	0	0
Staten Island Court Section	0	0	0	0
Staten Island Impact Response Team	0	0	0	0
Patrol Borough Staten Island Total	3	18	19	139

Table shows MOS command as recorded at the time of complaint.

Figure 62I: Officers With CCRB Complaints Closed in 2018 by Command - Special Operations Division

Special Operations	Substantiated MOS Aug 2018	Substantiated MOS YTD 2018	Total MOS Aug 2018	Total MOS YTD 2018
Emergency Services Unit and Squads 1-10	0	0	2	16
Harbor Unit	0	0	0	4
Aviation Unit	0	0	0	0
Canine Team	0	0	1	1
Mounted Unit	0	0	0	1
2 SOD Strategic Response Group	0	0	5	6
Special Operations Division Headquarters	0	0	0	0
Special Operations Division Total	0	0	8	28

Table shows MOS command as recorded at the time of complaint.

Figure 62J: Officers With CCRB Complaints Closed in 2018 by Command - Other Patrol Services Bureau Commands

Other Patrol Services Bureau Commands	Substantiated MOS Aug 2018	Substantiated MOS YTD 2018	Total MOS Aug 2018	Total MOS YTD 2018
Chiefs Office	0	1	1	4
Special Operations Division Taxi Unit	0	0	0	0
Other Patrol Services Bureau Commands Total	0	1	1	4

Table shows MOS command as recorded at the time of complaint.

Figure 62K: Officers With CCRB Complaints Closed in 2018 by Command - Traffic Control Division

Traffic Control Division	Substantiated MOS Aug 2018	Substantiated MOS YTD 2018	Total MOS Aug 2018	Total MOS YTD 2018
Traffic Control Division - Headquarters Command	0	0	0	0
Manhattan Traffic Task Force	1	1	2	5
Brooklyn Traffic Task Force	0	0	0	0
Bronx Traffic Task Force	0	0	0	0
Queens Traffic Task Force	0	0	0	0
Surface Transportation Enforcement Division (STED)	0	0	0	1
Bus Unit	0	0	0	3
Traffic Control Parking Enforcement District	0	0	0	0
Traffic Control Tow Units	0	0	0	0
Traffic Control Summons Enforcement	0	0	0	0
Traffic Command Intersection Control	0	0	0	0
Traffic Control Intelligence Unit	0	0	0	0
Highway District	0	1	0	3
Highway Unit #1	0	0	0	10
Highway Unit #2	0	0	2	7
Highway Unit #3	0	1	0	7
Highway Unit #4	0	0	0	0
Highway Unit #5	0	0	2	5
Highway Safety Enforcement Unit	0	0	0	0
Movie and TV Unit	0	0	0	0
Traffic Control Division Total	1	3	6	41

Table shows MOS command as recorded at the time of complaint.

Figure 62L: Officers With CCRB Complaints Closed in 2018 by Command - Transit Bureau

Transit Bureau	Substantiated MOS Aug 2018	Substantiated MOS YTD 2018	Total MOS Aug 2018	Total MOS YTD 2018
Transit Bureau Headquarters	0	0	0	0
Transit Bureau Authority Liaison	0	0	0	0
Transit Bureau Inspections	0	0	0	0
Transit Bureau Spec. Invest. Unit	0	0	0	0
Transit Bureau Crime Analysis	0	0	0	0
Transit Bureau Patrol Operations	0	0	0	0
Transit Bureau Manhattan	0	0	0	0
Transit Bureau Bronx	0	0	0	0
Transit Bureau Queens	0	0	0	0
Transit Bureau Brooklyn	0	0	0	0
TB DT01	0	0	0	4
TB DT02	0	2	0	19
TB DT03	0	0	3	18
TB DT04	0	0	0	12
TB DT11	0	0	0	5
TB DT12	0	0	0	5
TB DT20	0	0	0	4
TB DT23	0	0	0	2
TB DT30	0	0	0	5
TB DT32	0	0	0	4
TB DT33	0	0	0	6
TB DT34	0	0	0	3
Transit Bureau Manhattan Task Force	0	2	0	10
Transit Bureau Bronx Task Force	0	0	0	0
Transit Bureau Queens Task Force	0	0	0	0
Transit Bureau Brooklyn Task Force	0	1	1	3
Transit Bureau Homeless Outreach Unit	0	0	0	0
Transit Division Canine Unit	0	0	1	2
Transit Bureau Vandal Unit	0	0	0	0
Transit Bureau Special Operations Unit	0	0	0	4
TB Anti-Terrorism	0	1	0	3
Transportation Bureau and Transit Other Commands	0	0	0	0
Transit Bureau Total	0	6	5	109

Table shows MOS command as recorded at the time of complaint.

Figure 62M: Officers With CCRB Complaints Closed in 2018 by Command - Housing Bureau

Housing Bureau	Substantiated MOS Aug 2018	Substantiated MOS YTD 2018	Total MOS Aug 2018	Total MOS YTD 2018
Housing Bureau (Office of the Chief Command Center)	0	0	0	0
Housing Bureau Special Operations Section	0	0	0	0
PSA 1	1	1	1	14
PSA 2	0	1	0	44
PSA 3	0	1	7	21
PSA 4	0	0	12	33
PSA 5	0	1	3	18
PSA 6	0	1	0	20
PSA 7	0	12	3	52
PSA 8	0	4	0	19
PSA 9	0	0	5	21
Housing Bureau Brooklyn/Staten Island	0	0	0	0
Housing Bureau Manhattan	0	0	0	0
Housing Bureau Bronx/Queens	0	0	0	0
Housing Bureau Investigations	0	0	0	0
Housing Bureau Elevator Vandalism Unit	0	0	0	0
Housing Bureau Operations and Misc. Commands	0	0	0	0
Housing Bureau Total	1	22	33	249
Housing Borough Brooklyn Impact Response Team	0	1	2	7
Housing Borough Manhattan Impact Response Team	0	0	0	0
Housing Borough Bronx/Queens Impact Response Team	0	0	0	0
Housing Bureau Total	1	22	33	249

Table shows MOS command as recorded at the time of complaint.

Figure 62N: Officers With CCRB Complaints Closed in 2018 by Command - Organized Crime Control Bureau

Organized Crime Control Bureau	Substantiated MOS Aug 2018	Substantiated MOS YTD 2018	Total MOS Aug 2018	Total MOS YTD 2018
Queens Narcotics	0	2	2	25
Manhattan North Narcotics	0	0	0	2
Manhattan South Narcotics	0	0	5	11
Bronx Narcotics	0	3	5	19
Staten Island Narcotics	0	0	2	13
Brooklyn North Narcotics	0	0	0	21
Brooklyn South Narcotics	0	1	0	10
Narcotics Headquarters	0	0	0	0
Auto Crime Division	0	0	0	2
Vice Enforcement Division	0	0	0	0
Drug Enforcement Task Force	0	0	0	0
Organized Crime Headquarters	0	0	0	1
Organized Crime Control Bureau Total	0	6	14	104

Table shows MOS command as recorded at the time of complaint.

Figure 620: Officers With CCRB Complaints Closed in 2018 by Command - Detective Bureau

Detective Bureau	Substantiated MOS Aug 2018	Substantiated MOS YTD 2018	Total MOS Aug 2018	Total MOS YTD 2018
Detective Bureau Headquarters	0	0	1	4
Central Investigation and Resource Division	0	0	0	0
Special Investigations Division	0	0	1	3
Special Victims Division	0	2	0	9
Forensic Investigations Division	0	0	0	0
Fugitive Enforcement Division	0	0	0	0
Gang Division	0	1	0	16
Detective Borough Bronx	0	0	1	14
Detective Borough Manhattan	0	0	0	15
Detective Borough Brooklyn	0	1	3	21
Detective Borough Queens	0	1	0	13
Detective Borough Staten Island	0	0	0	1
DB Queens North Operations	0	0	0	0
DB Queens South Operations	0	0	0	0
Detective Bureau Total	0	5	6	96

Table shows MOS command as recorded at the time of complaint.

Figure 62P: Officers With CCRB Complaints Closed in 2018 by Command - Other Bureaus

Other Bureaus	Substantiated MOS Aug 2018	Substantiated MOS YTD 2018	Total MOS Aug 2018	Total MOS YTD 2018
Internal Affairs Bureau				
Internal Affairs Bureau	0	0	0	2
Criminal Justice Bureau				
Court Division	2	10	9	74
Court Bureau	0	0	0	0
Court LMSI	0	0	0	0
Court Unit	0	0	0	0
Criminal Justice Headquarters	0	0	0	1
Support Services Bureau				
Property Clerk Division	0	0	0	3
Fleet Services	0	0	0	0
Central Records Division	0	0	0	0
Personnel Bureau				
Applicant Processing Division	0	0	1	1
Health Services	0	0	0	0
Personnel Bureau Headquarters	0	0	0	1
Other Bureaus Total	2	10	10	82

Table shows MOS command as recorded at the time of complaint.

Figure 62Q: Officers With CCRB Complaints Closed in 2018 by Command - Deputy Commissioners and Miscellaneous Commands

Deputy Commissioners and Miscellaneous Commands	Substantiated MOS Aug 2018	Substantiated MOS YTD 2018	Total MOS Aug 2018	Total MOS YTD 2018
Deputy Commissioner Legal Matters - License Division	0	0	0	0
Deputy Commissioner Legal Matters - Legal Bureau	0	0	0	0
DC Training	0	0	0	0
Deputy Commissioner Training - Police Academy	0	0	0	0
Deputy Commissioner Training - Police Academy Training	0	0	0	2
Deputy Commissioner Training - In-service Training Section	0	0	1	1
Deputy Commissioner Management and Budget	0	0	0	0
Police Commissioner Office	0	0	0	0
Community Affairs Division	0	0	0	0
Chief of Community Affairs	0	0	0	0
Community Affairs Juvenile Section	0	0	0	0
School Safety Bronx/Manhattan	0	0	0	0
School Safety Queens/Brooklyn	0	0	0	4
Office of Equal Employment	0	0	0	0
Deputy Commissioner Operations	0	0	0	1
DC Operations Financial Mgmt.	0	0	0	0
Intelligence Division	0	1	1	20
Chief of Department	0	0	0	3
Department Advocate	0	0	0	0
Deputy Commissioner Public Information	0	0	0	0
Crime Prevention	0	0	0	0
First Deputy Commissioner	0	0	0	0
Office of Management, Analysis and Planning	0	0	0	0
Quality Assurance Division	0	0	0	0
Deputy Commissioner Counterterrorism	0	0	0	0
Chief of Department Evaluation Section	0	0	0	0
Deputy Commissioners and Miscellaneous Commands Total	0	1	2	31

Table shows MOS command as recorded at the time of complaint.