

This is PART 2 of the project entry binder.

In order to display the full range of projects submitted for this contest, this school's project entry binder has been divided into two PDF files.


[Click here to go back to PART 1.](#)

Continue to the next page to see PART 2.



Starting
Material

David Scott
Aan
Cul



my name is Jonathan
in the picture with my
friends we got together
to do our work up to clean
up the streets and have our
pic of food.



On Saturday morning we came to the school and designed our own Team UP to Clean up shirts



K
E
E
P

C
L
E
A
N



U
T



By:
Julian
Rodriguez

We build planters




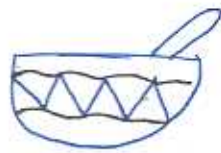
WE PLANT
FOR
FUN

Saturday
morning shalom,
Douglas, &
brother carrying
the wood
to build the
box for the
plants.





We came up with the idea to come on Saturday and make t-shirts. We made a t-shirt model on a piece of paper first then we copied it onto the t-shirt. As you can see a healthy breakfast makes a good team to clean up! This is Latia the one with the muffin Cynthia the one eating cereal. And Suzeth the one with the black shirt. We had fun coming in on Saturday and we hope we could come another Saturday!



Team **U**p **2** **C**lean **U**P!

Trash is not

Good!

Some one
Should Clean
this up!!!



P.S. / I s 1 2 3



This is a picture of us gathering around the planter, showing how much we care for the community.



This is another picture of us gathering around the planter to show how much we would love for the community to change.

Here's a picture
of MAVO and
8-A Act class
putting the
planter's together
while we make
our shirts.

Keep
Clean
The
Community
Counts



Help
Clean
UP

Care / Mobile /



This is a
picture of
up on
Saturday
rapping
up so we
can leave

Hello, my name is Douglas Austin I have been in this art class for three years, 6th, 7th, and 8th grade. This past Saturday I came in and joined a Club. This Club was to draw on a t-shirt and build planters for our team ~~up~~ up to Clean up project.

Of all the years I was in this school this is the first time that I entered a Club. I was with 8 other eight graders. we had our first meeting on March 20, 2004. This was the first meeting and it promoted Community Pride for our team up to Clean up group.

I think team up to Clean up is one of the best design teams ever. It is probably the best in New York.

Douglas Austin

WASH OUR



COMMUNITY

Team MR 2 CLEAN UP



This is 8A making their rated R group shirts, helping with team up + o clean up.

Cleaning up outside

In this picture we went outside to pick up garbage. It is a way to help our neighborhood be clean. You can have fun if you make yourself clean up.



We were cleaning the back yard of the School because that day a lot of the teachers and students threw garbage on the floor. We did not like that, so we went out there and did something about it! Because we care about School.

Esther
Serrano * 0 0



Team up fo Clean up

we are teaming up to clean up. On
That Day we went outside in
The playground we all went
and pick up Garbage That was
laying around.





In the picture above I'm holding the garbage bag. I am picking up garbage in our school yard. I am holding the garbage bag with my friend Julian. In the picture below I am walking around picking up the garbage.



By Egypt Williams
26

TA Starts Painting Planters

Tamarra Henderson 703



me
making
page
for
book

This is me
planning a
page for
book. I had
problems
my but in
page turn
out to be
nice



me
hand
class

This is our
class and a very
planted for
of fun. I got
and with qu
at on in I
we had a lot
fun doing th

T
C
A
W
U
P
T
O
C
L
E
A
S
E
P



This picture is me working on the planter
Idea and my classmates finishing the final coat of
the planter. I'm not really mad like that,
my classmates worked hard and were not
done yet but were going to finish painting the planter



Painting the Planters

In this picture Ms. Samy, Ms. Frank, and I are painting the planters for the first time. It was so messy but for the same time. In the one at the end of the picture I was having so much fun but every time I started to paint my glove got so messy so I had to stop and change it. When I first put on the smock it looked so fun but I didn't want to get messy so I decided to put on the smock backwards. It looked right. At the end, I went to wash my hands the paint would not come off so I scrubbed harder and it turned green so I just washed it. It was messy but overall it was a success!



7A Starts painting planters Ramon Brito Steven Gonzalez

In this picture me and Ramon were painting the planter. While we were painting the planter it was hard at first because the paint was permanent. What also made it hard was that too many people on one side made a mess. But what was the best part was working together.



Sheraz Mohammed.

This picture is about me and my friend cutting out a picture to put in the picture book for our team up to clean up project.



This is where we are all painting the 1st and 2nd base to put our plants in. (Working as a group is alot of fun.)



This picture is about me and my friend painting the letters of the planters blue, so we could convince people to make this world and community a better place. We're going to put the planters outside by the mini building and plant flowers so we could make our little garden.



7B HELPS TOO!!!





That's me Carlos painting the American Flag.



This is our Team up to clean up: Club

This picture is about us starting to paint the smooth wooden planter. I'm the boy with the baby blue long sleeve shirt. We had plenty of fun working on the planters.

Team up to Clean up. Help your community.



This is about me and my friends painting the planters.
So that we could put plants in the planters.
To represent our school.

Matthew Lopez



Kevin, William, Jonathan



Me, William and Jonathan was putting pictures from other classes in our contest document this is my first year in art, but it is fun and ^{we're} creating the cover.

Created



Silky working on our book.
CLUB T-SHIRTS 7



Hi

This is Maurice Merritt from class 8B. I am sketching a design for the flower boxes. The design is flowers to make it look nice.



this is me, Diana, Maurice, and Amanda
Painting the the planters yellow
for team up. to clean up the
titles we used were "be part of
the pride" & "Respect your Community".

By Anthony
Crespo



P
S
I
S

1
2
3

Anthony Crespo,

Diana Colon,

Amanda
Benitez,

Maurice
Moritt





This picture was taken with Ms. Isaacs Diana and Amanda. This was us Drawing the bubble letters by using the ruler. The reason why Amanda smiled like that was because the person who was taking the picture for us was taking to long to take it.



BY:
FATOUmata:
706.

In this picture we were painting a
planter so we could plant in it.
We wrote things on the planters to
convince people who looked at it.

COMMUNITY PRIDE!





This is Ms. Isaacs
class getting down
on the team up to clear
up book.



This Ms. Isaacs class
making t-shirts for
team up to cleanup

Egypt 7C

The planters


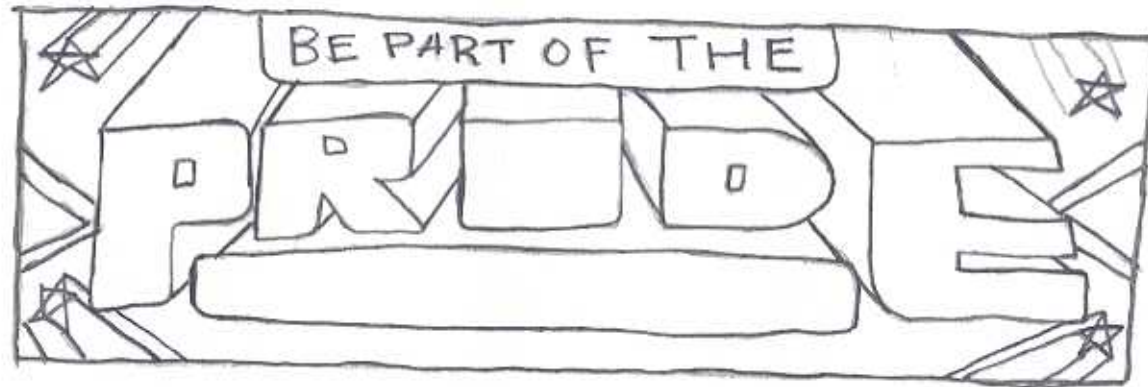
For the planters we first drew sketches of how we wanted our two planters to look. We discussed our ideas with each other, and decided to use Kendus idea. We picked Blue and yellow because they are the School Colors.

This is our Co's not your Barbare


We chose this idea
for the planters. →

But please enjoy our
other ideas on the
following pages.

Kendall Doran
3/31/04



The reason why I chose this idea for the planters is because this school is like a castle except that we don't have dragons. But what I am trying to say is that the students that are in this school are like soldiers. And we are part of something called... pride. But mostly we all live in this...



Kerida D.
4/2/04

6 - grave


Kid
↑
the

Mario O.



Bronx

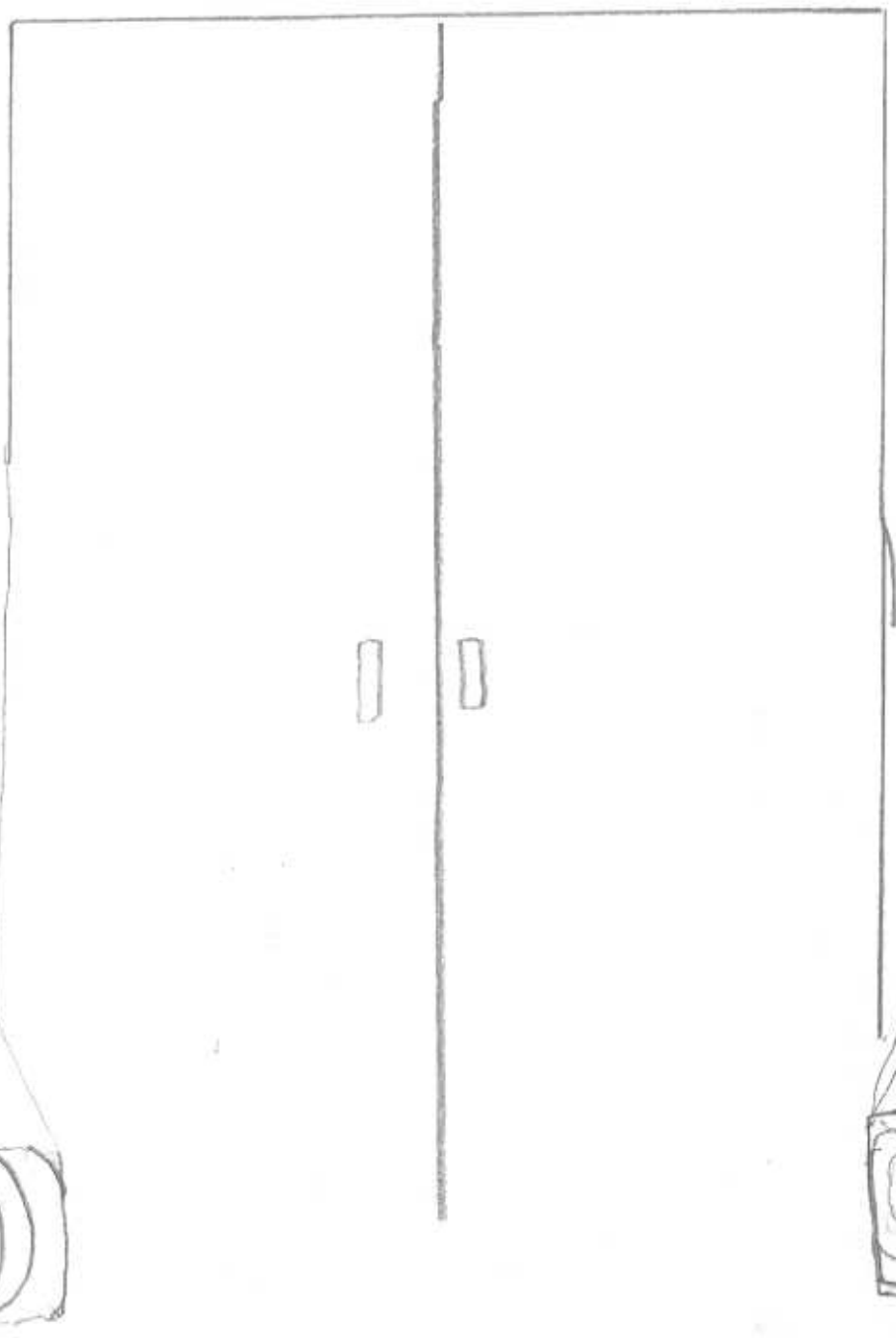

Queen



Edwin
Granum


Community

RIDE



Red
blue

Scoto



Environment +



Stacy.

2^{1/2} grade

violet
red
↓

ed → **Keep Our**


↑
orange




forest green
↓

City Clean

↑
yellow
green





6th grade


Stephanie Genao



Artes
Herrera

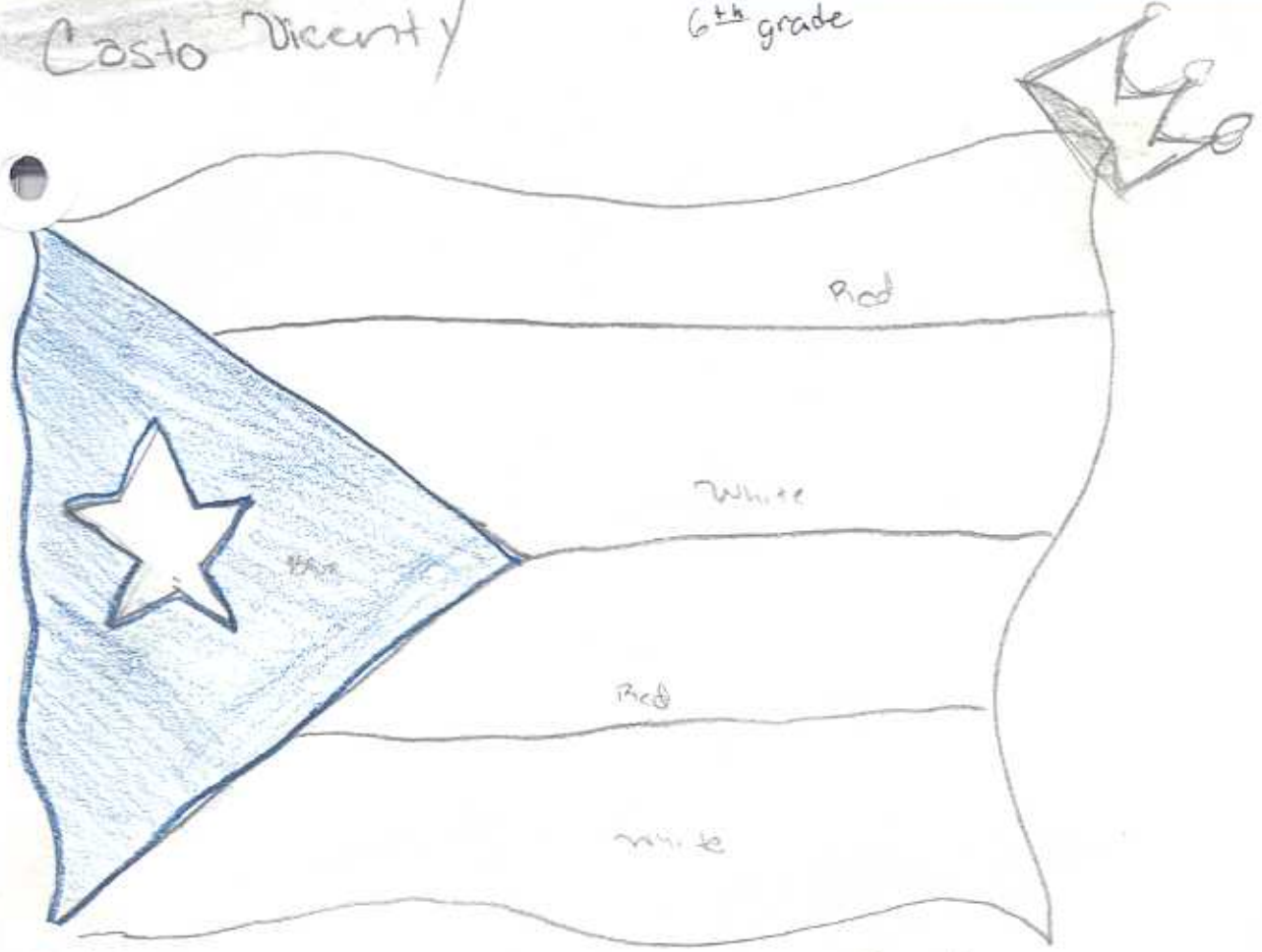
Natasha Reyes

6th grade




Costo Vicent y

6th grade



Open night 0100



6th grade

NIKKIP.C



TEAM UP

TO

CLEAN UP

1 2 3



6th grade



KEREN SANTILLIAN


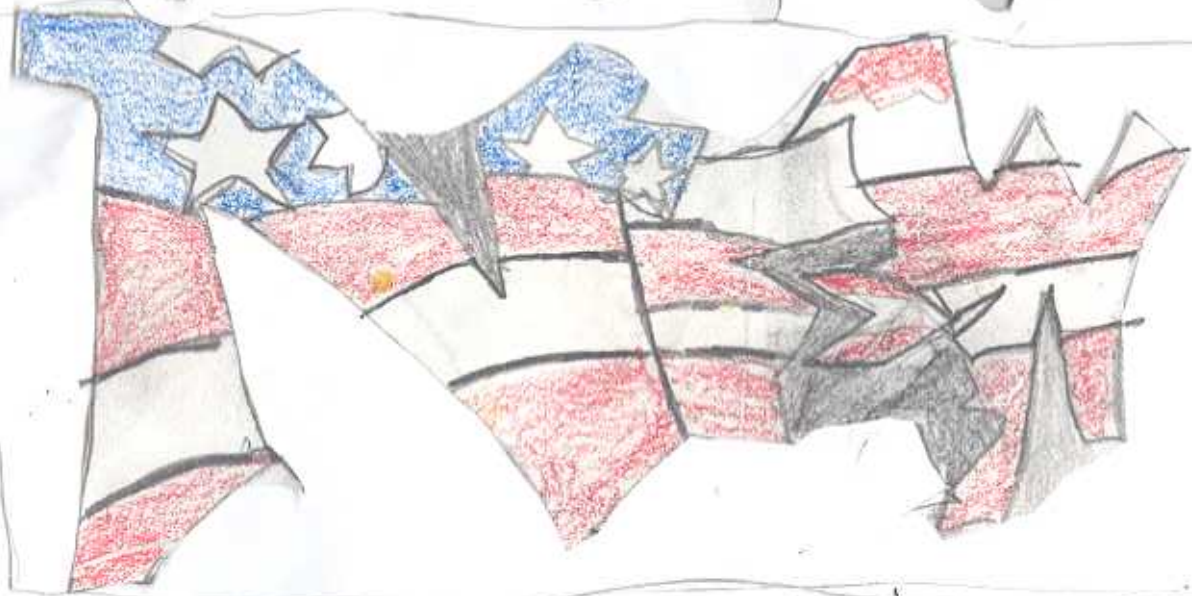
New York

Community

Park


6th grade

Bill Clinton



ZUZU


Esther
Serrano



2nd
↙




1st
↙



I




THE




Bauhaus


with



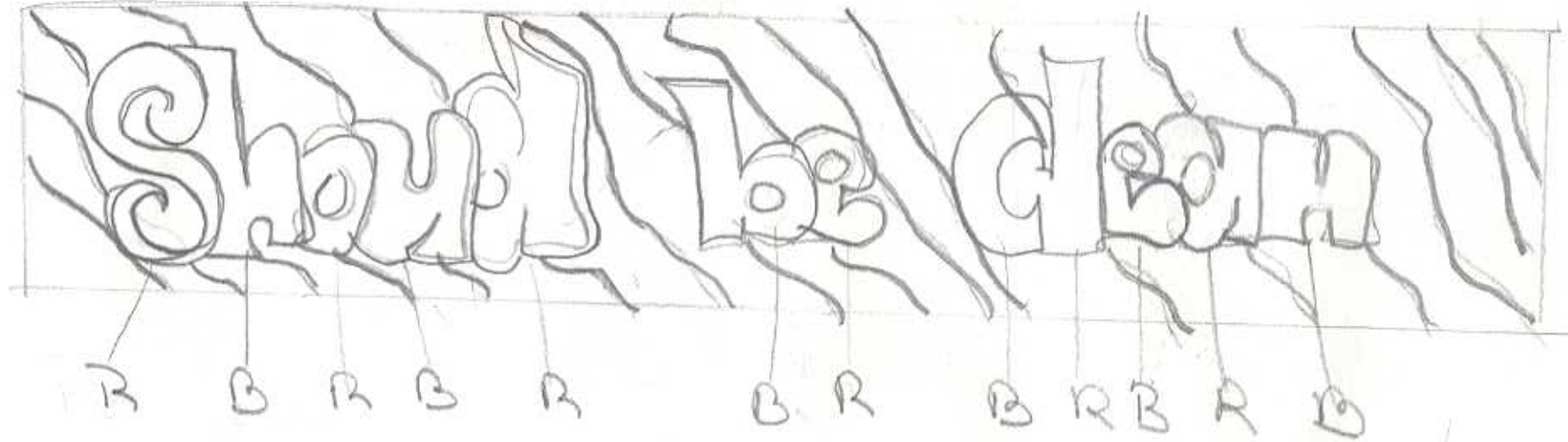
Jose Pinto



Cleanup for The



Black Future City



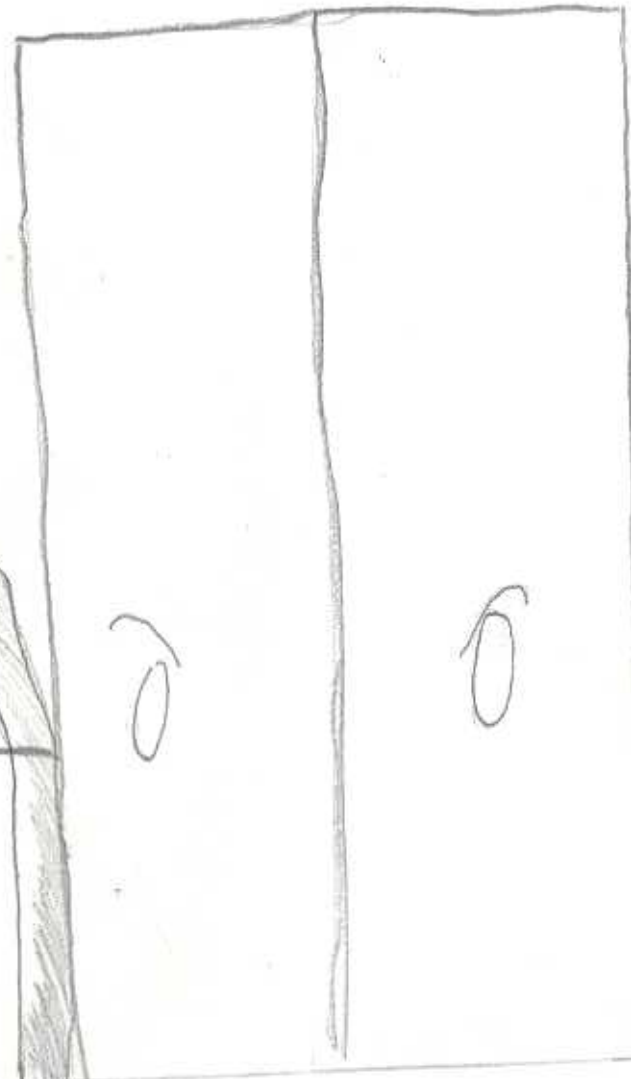


Red = R
Blue = B

6th grade

+ Christina

Jose Wiles

Jose
Wiles



R
Yellow

Black



Lucero
Mendoza 7B



DO ALL U CAN 2

ACTIVE

Bryan Delrio 7C

LYNETTE ACHAMPONG

rainbow
↓

Pi
B
Pi
B
yellow
B
Pi
B
Pi
B
Pi
B
Pi
Community




B
F
f



B
O
E




Menache Ramsamy, TA



Letters (all)
Baby-Blue

Background
white

Detail (all flowers)



Sheraz Mohammed.

Keep

Your

Pride.

M



3

My In School

And Don't On week
yeah

Matthew

RavenHoller

Our Community 123

Help Us
Community
P.S./I.S. 123x
Mini Building
Keep Our
Clean



TEAM TO CLEAN UP



THE LOVE 123



Silky King 7B

2



CLEAN FRESH ENVIRONMENT

Box to



Box's one

Clean & Achieve

Care about the Environment

of ^{our} **PLEASE** take
community/care Protect

Please help
community
CLEAN
our for

Ramon Brito



I Love The Bronx

Keep
our
City

Clean

William, Anthony



WILLIAM
ANTHONY

Anthony and I were punching holes in the Art participating students artwork so we could put the work in a looseleaf binder. So far Anthony + I have been in Ms. Isaacs art class for two years. So we are used to this clean up to clean up project. Both years I have done a successful job

Joel Suarez

Thank you for looking at our book. We are very thankful. These months we really had fun and enjoyed ourselves participating in the "Team up to clean up" club. As you can see in the picture,



we were putting the book together. We

know even if we don't win we had lots of fun and really took art to another level. People in our school are also participating. Thank you for looking

over our book and for the support you have gave us over five years, and remember "Team up to clean up."

We will be
BACK



We will
be
back!

we'll never go down
at I.S. 123



Can't stop
won't stop
because we're
never scared
to make a
difference

by Esther Serrano
Setounata - Sawo
Michelle Marcial
Egypt Williams