

DAILY REPORT

5/26/2023

(Data from Thursday, May 25, 2023)

| SINGLE ADULTS | |
|---|------|
| Drop-in Center Clients Served | 411 |
| Drop-in Center Overnight Census | 177 |
| Faith Bed Census | 33 |
| Outreach Contacts | 311 |
| Outreach Placements | 45 |
| Safe Haven Utilization | 1565 |
| Veterans In Short-term Housing | 135 |
| Criminal Justice Short-term Housing (Note: This count is also included in the TOTAL SHELTER CENSUS) | 192 |

5 of 7 sites reporting
 5 of 7 sites reporting
 5 of 7 sites reporting

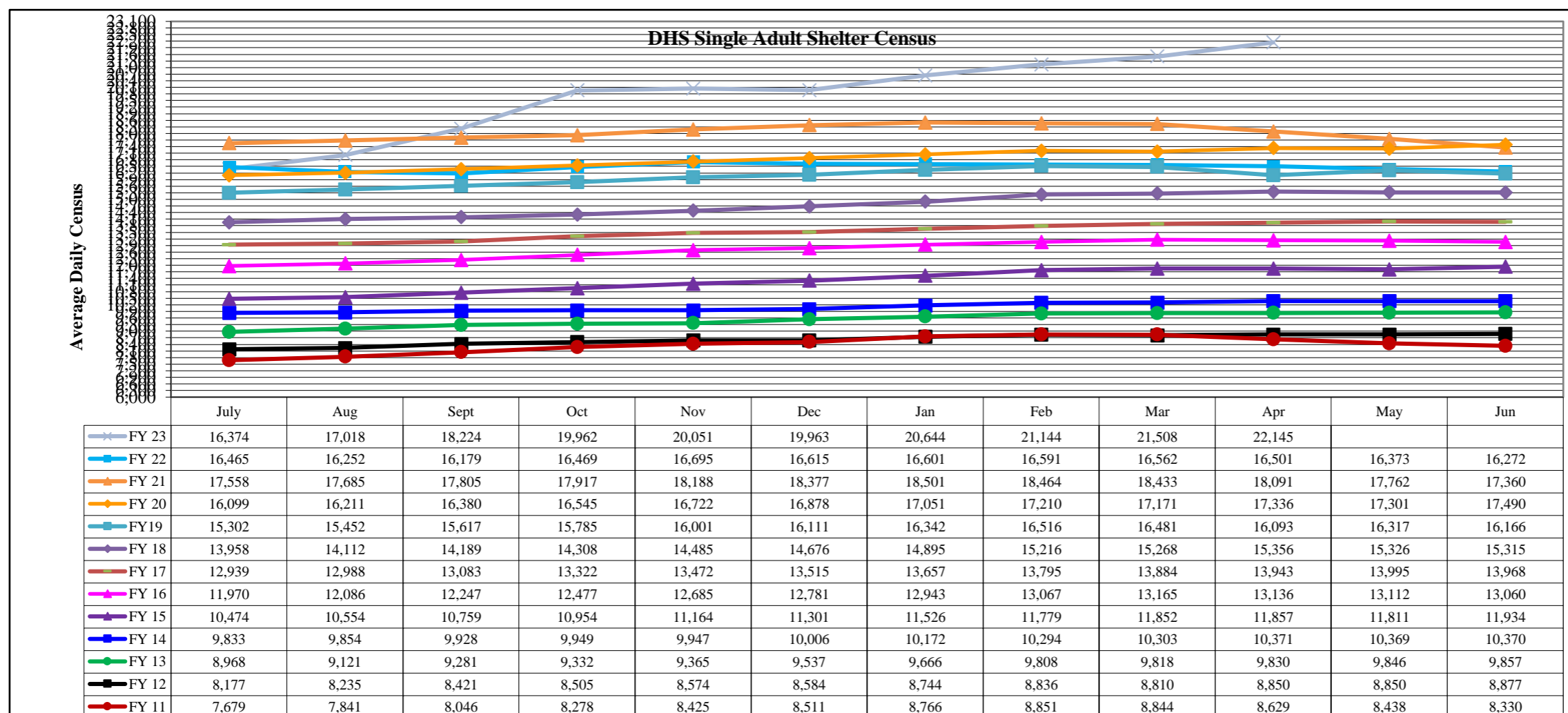
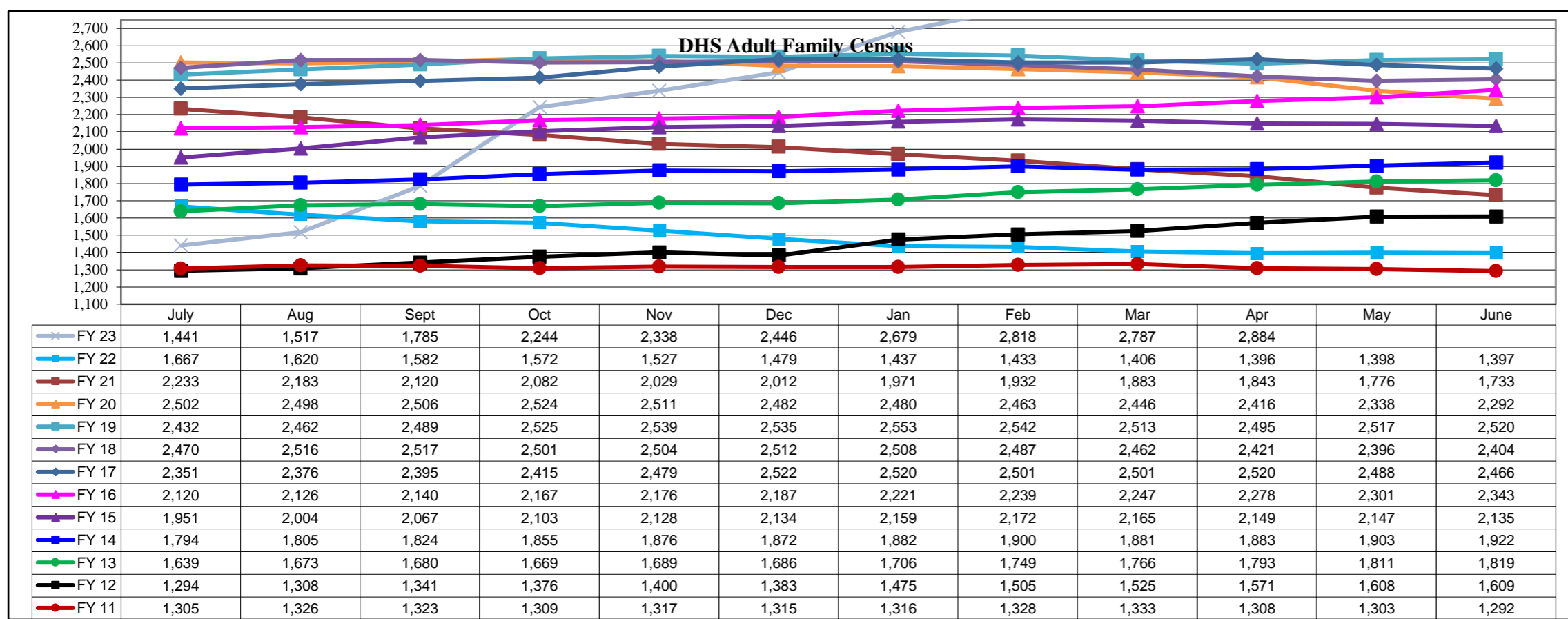
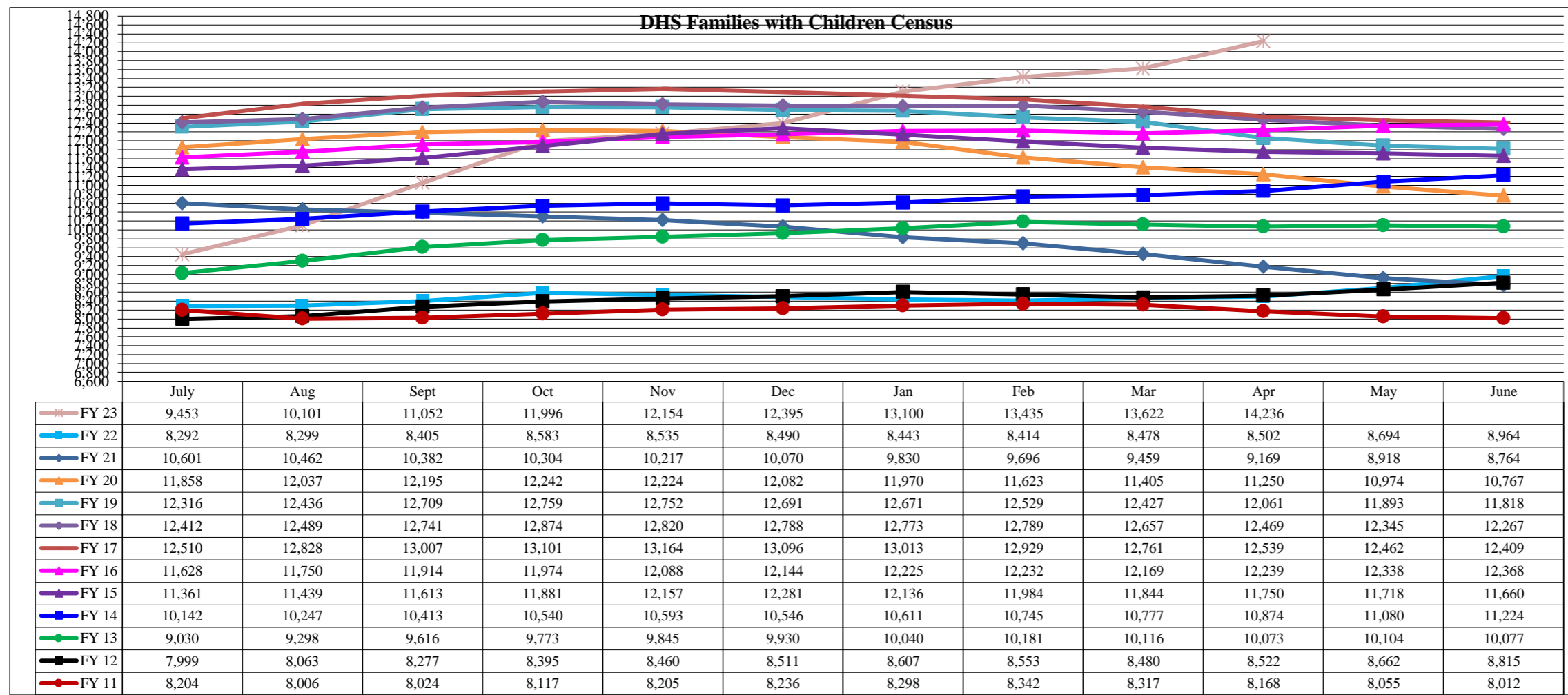
| FAMILY INTAKE | |
|---|-----|
| Families with Children Requesting Temporary Housing | 125 |
| Adult Families Requesting Temporary Housing | 45 |
| Families Placed in Overnight Accommodations | 0 |
| Families w/children at PATH Overnight (pre 10PM) | 0 |

| TOTAL SHELTER CENSUS | |
|--------------------------|---------------|
| Adults | 54,443 |
| Children | 26,991 |
| Total Individuals | 81,434 |

| SINGLE ADULTS | |
|----------------------------|---------------|
| Men | 18,150 |
| Women | 4,682 |
| Total Single Adults | 22,832 |

| FAMILIES WITH CHILDREN | |
|------------------------|---------------|
| Families | 15,885 |
| Adults | 25,042 |
| Children | 26,991 |
| Individuals | 52,033 |

| ADULT FAMILIES CENSUS | |
|-----------------------------|--------------|
| Families | 3,101 |
| Individuals (Adults) | 6,569 |



*Due to data conversion the average monthly census for December 2011 and January 2012 for Families with Children and Adult Families is based upon data for a partial month.