

DAILY REPORT

3/5/2020

(Data from Wednesday, March 04, 2020)

SINGLE ADULTS	
Drop-in Center Clients Served	638
Drop-in Center Overnight Census	246
Faith Bed Census	158
Outreach Contacts	469
Outreach Placements	41
Safe Haven Utilization	1058
Veterans In Short-term Housing	239
Criminal Justice Short-term Housing	219

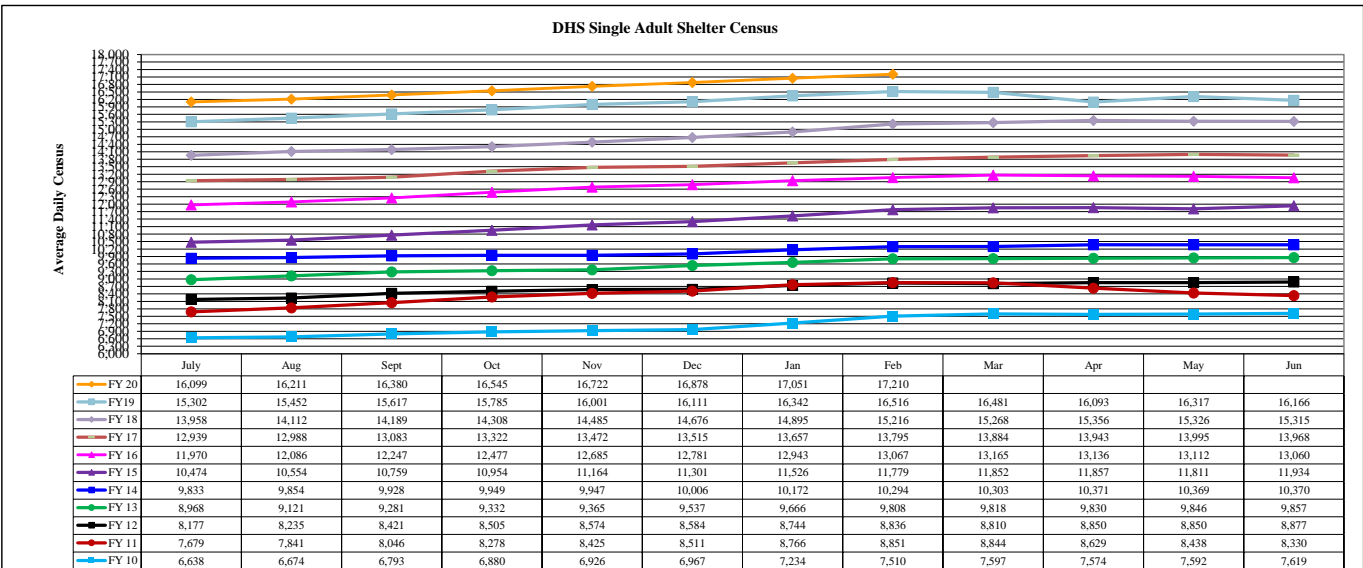
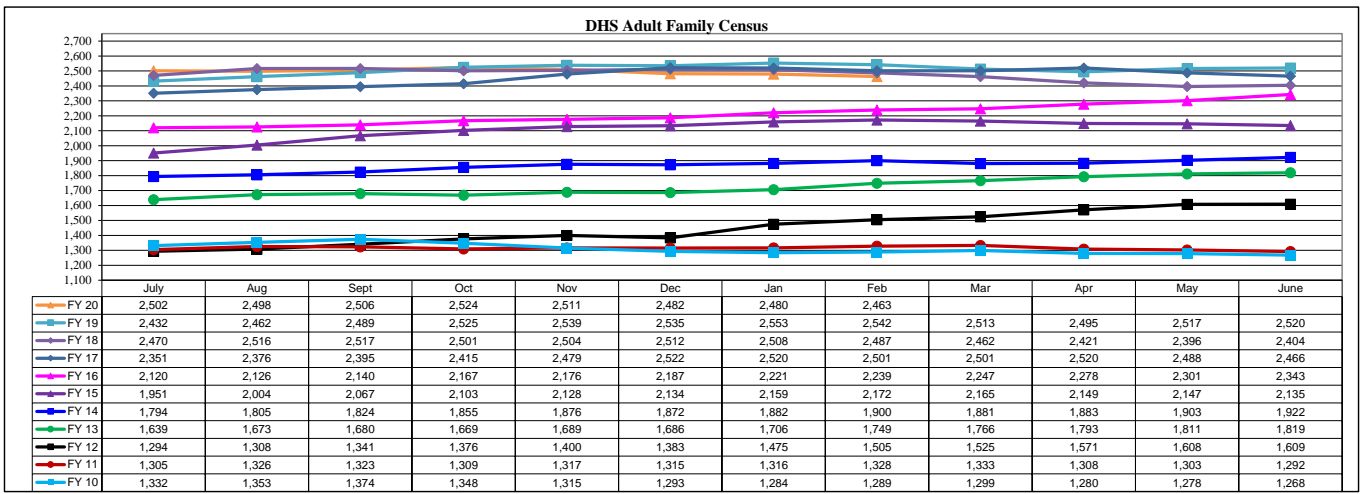
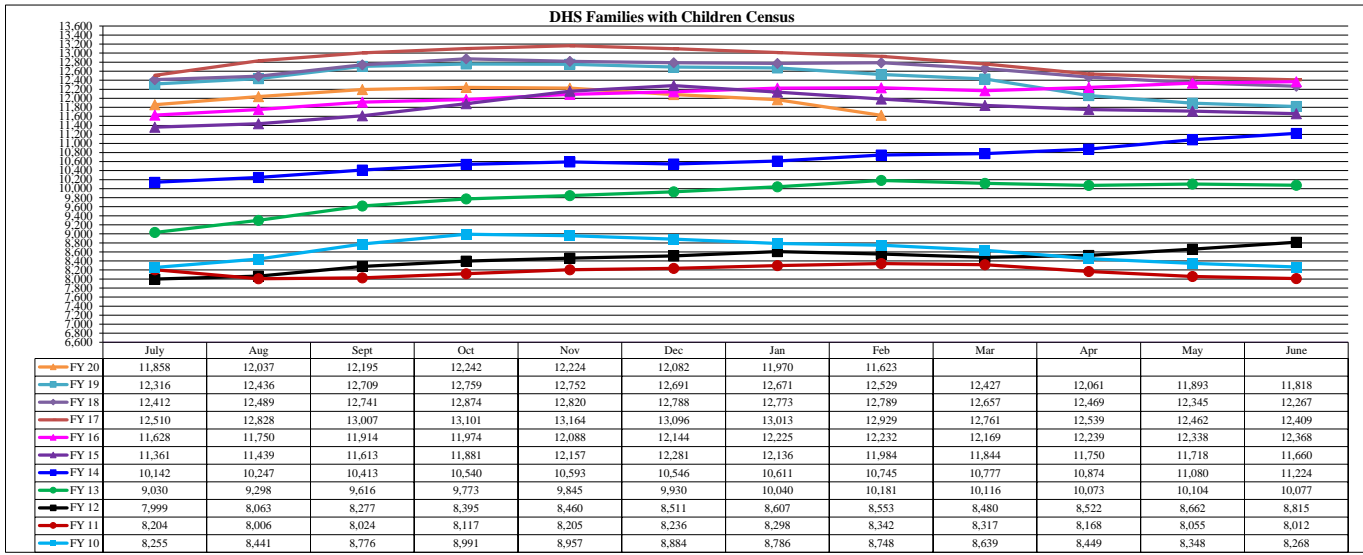
FAMILY INTAKE	
Families Requesting Temporary Housing at PATH	96
Adult Families Requesting Temporary Housing at AFIC	22
Families Placed in Overnight Accommodations	0
Families w/children at PATH Overnight (pre 10PM)	0

TOTAL SHELTER CENSUS	
Adults	37,744
Children	20,597
Total Individuals	58,341

SINGLE ADULT SHELTER CENSUS	
Men	12,524
Women	4,679
Total Single Adults	17,203

FAMILIES WITH CHILDREN CENSUS	
Families	11,441
Adults	15,354
Children	20,597
Individuals	35,951

ADULT FAMILIES CENSUS	
Families	2,460
Individuals (Adults)	5,187



*Due to data conversion the average monthly census for December 2011 and January 2012 for Families with Children and Adult Families is based upon data for a partial month.