

**DAILY REPORT**

2/25/2020

(Data from Monday, February 24, 2020)

SINGLE ADULTS	
Drop-in Center Clients Served	656
Drop-in Center Overnight Census	263
Faith Bed Census	181
Outreach Contacts	203
Outreach Placements	13
Safe Haven Utilization	1059
Veterans In Short-term Housing	247
Criminal Justice Short-term Housing	221

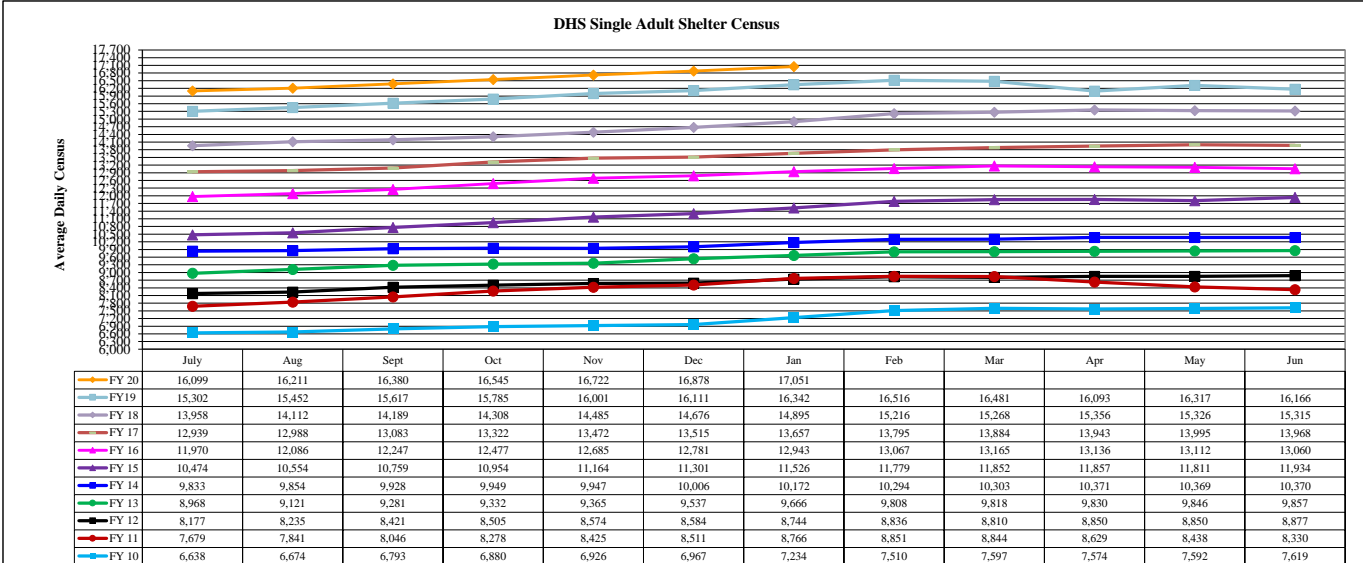
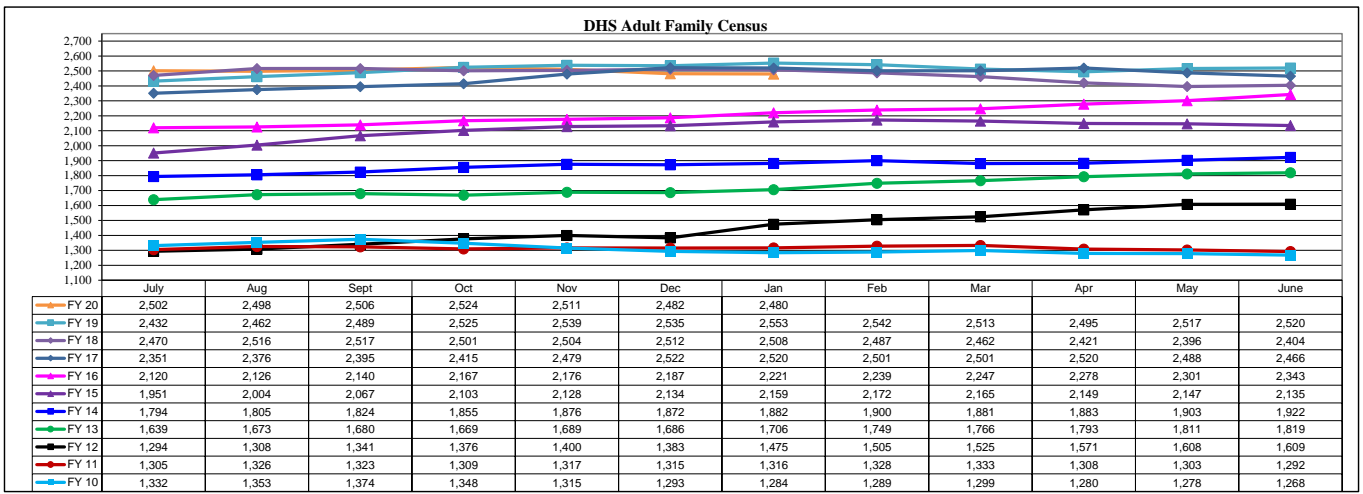
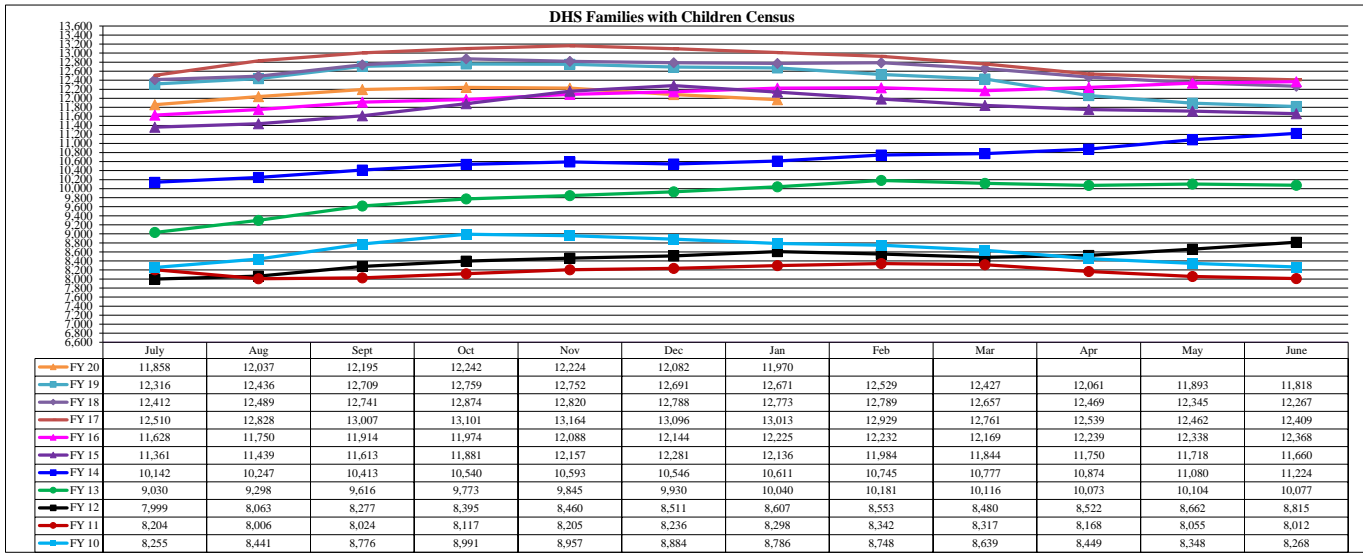
FAMILY INTAKE	
Families Requesting Temporary Housing at PATH	97
Adult Families Requesting Temporary Housing at AFIC	15
Families Placed in Overnight Accommodations	0
Families w/children at PATH Overnight (pre 10PM)	0

TOTAL SHELTER CENSUS	
Adults	37,996
Children	20,700
<b>Total Individuals</b>	<b>58,696</b>

SINGLE ADULT SHELTER CENSUS	
Men	12,579
Women	4,697
<b>Total Single Adults</b>	<b>17,276</b>

FAMILIES WITH CHILDREN CENSUS	
<b>Families</b>	11,552
Adults	15,521
Children	20,700
<b>Individuals</b>	<b>36,221</b>

ADULT FAMILIES CENSUS	
<b>Families</b>	2,467
<b>Individuals (Adults)</b>	<b>5,199</b>



\*Due to data conversion the average monthly census for December 2011 and January 2012 for Families with Children and Adult Families is based upon data for a partial month.