



BILL DE BLASIO  
MAYOR

CIVILIAN COMPLAINT REVIEW BOARD  
100 CHURCH STREET 10th FLOOR  
NEW YORK, NEW YORK 10007 ♦ TELEPHONE (212) 912-7235  
[www.nyc.gov/ccrb](http://www.nyc.gov/ccrb)



FREDERICK DAVIE  
CHAIR

**Executive Director's Monthly Report**  
**February 2019**  
**(Statistics for January 2019)**

## **Contents**

Executive Summary	2
Glossary	3
Complaints Received	4
CCRB Cases Received By Borough and Precinct	5
Allegations Received	7
CCRB Docket	10
Closed Cases	12
Resolving Cases	12
Dispositions / Case Abstracts	13
Dispositions - Full Investigations	15
Dispositions - All CCRB Cases	16
Dispositions - Allegations	17
Substantiation Rates	19
Substantiation Rates and Video	19
Board Discipline Recommendations for Substantiated Complaints	21
Board Discipline Recommendations for Substantiated Allegations	23
Truncations	28
Complaints by PSA	29
Mediation Unit	31
Administrative Prosecution Unit	33
NYPD Discipline	34
Appendix	38

# **Executive Summary**

The Civilian Complaint Review Board (“CCRB”) is an independent municipal Agency that investigates complaints of NYPD misconduct. Every month, the CCRB prepares an Executive Director report for its public meeting. Data for January 2019 included the following highlights:

- 1) Of the cases in the CCRB active investigations docket, 75% have been open for 4 months or fewer, and 91% have been open for 7 months or fewer (page 10). In January, the CCRB opened 458 new cases (page 4), and currently has a total open docket of 1,978 cases (page 11).
- 2) The CCRB substantiated allegations in 24% of its fully investigated cases (page 15).
- 3) The CCRB fully investigated 33% of the cases it closed in January (page 12) and resolved (fully investigated, mediated or attempted mediation) 44% of the cases it closed (page 16). The Agency's truncation rate was 56% (page 12). This is primarily driven by uncooperative complainants/alleged victims, or witnesses.
- 4) For January, investigations using video evidence resulted in substantiated allegations in 30% of cases - compared to 18% of cases in which video was not available (page 19-20).
- 5) The Monthly Report includes a breakdown of complaints and substantiations by NYPD precinct and borough of occurrence (pages 5-6, 24-27).
- 6) In January the Police Commissioner finalized 2 decisions against police officers in Administrative Prosecution Unit (APU) cases (page 33). The CCRB's APU prosecutes the most serious allegations of misconduct. The APU conducted 2 trials against members of the NYPD year-to-date; 2 trials were conducted against respondent officers in January.

Finally, the Monthly Report contains a Table of Contents, Glossary, and Appendix, all meant to assist readers in navigating this report. The CCRB is committed to producing monthly reports that are valuable to the public, and welcomes feedback on how to make its data more accessible.

# Glossary

In this glossary we have included a list of terms that regularly appear in our reports.

**Allegation:** An allegation is a specific act of misconduct. The same “complaint” can have multiple allegations – excessive force and discourteous language, for example. Each allegation is reviewed separately during an investigation.

**APU:** The Administrative Prosecution Unit is the division of the CCRB that has prosecuted “charges” cases since April 2013, after the signing of a 2012 Memorandum of Understanding between the CCRB and NYPD.

**Board Panel:** The “Board” of the CCRB has 13 members. Of the 13 members, five are chosen by the Mayor, five are chosen by the City Council, and three are chosen by the Police Commissioner. Following a completed investigation by the CCRB staff, three Board members, sitting as a Board Panel, will make a finding on whether misconduct occurred and will make a recommendation on what level of penalty should follow.

**Case/Complaint:** For the purposes of CCRB data, a “case” or “complaint” is defined as any incident within the Agency’s jurisdiction, brought to resolution by the CCRB. Cases/Complaints thus include truncations, fully investigated or ongoing cases, mediations, and completed investigations pending Board Panel review.

**Disposition:** The Board’s finding as to the outcome of a case (i.e. if misconduct occurred).

**FADO:** Under the City Charter, the CCRB has jurisdiction to investigate the following categories of police misconduct: Force, Abuse of Authority, Discourtesy, and Offensive Language, collectively known as “FADO”.

**Intake:** CCRB’s intake team initially handles complaints from the public. Intake takes complaints that come via live phone calls, voicemails, an online complaint form, or in-person.

**Investigation:** CCRB investigators gather evidence and interview witnesses to prepare reports on misconduct allegations. An investigation ends when a closing report is prepared detailing the evidence and legal analysis, and the case is given to the Board for disposition.

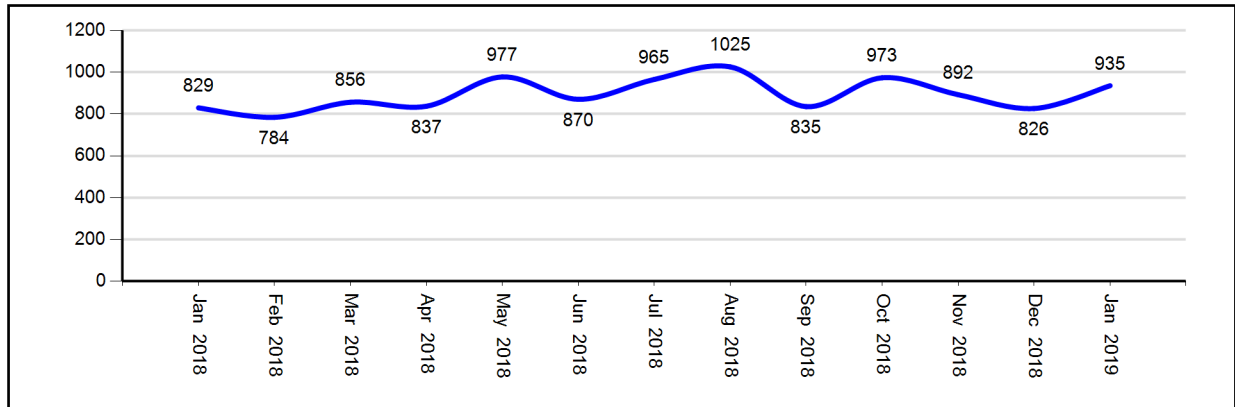
**Mediation:** A complainant may mediate his or her case with the subject officer, in lieu of an investigation, with the CCRB providing a neutral, third-party mediator.

**Truncation:** When a complaint is withdrawn or there is no complainant/alleged victim available for an interview, the investigation is “truncated.”

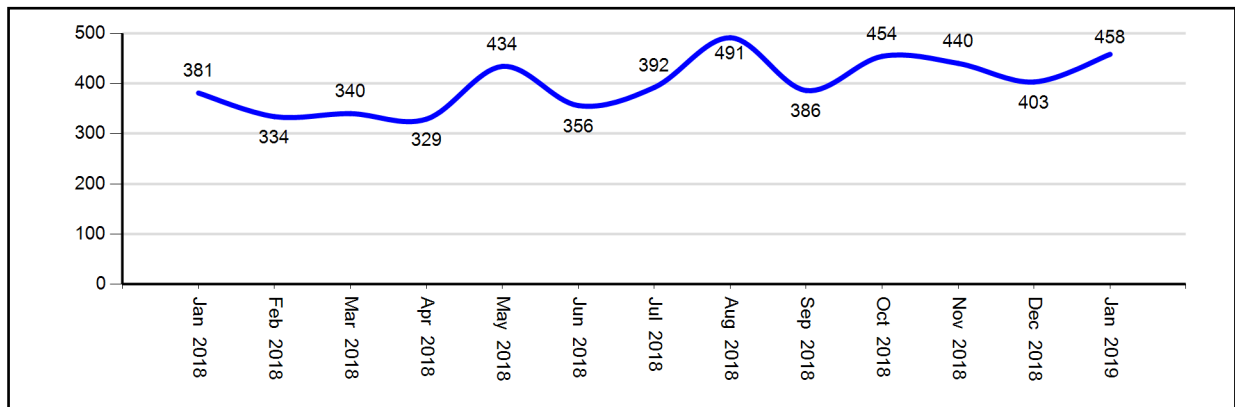
# Complaints Received

The CCRB's Intake team processes misconduct complaints from the public and referrals from the NYPD. Under the New York City Charter, the CCRB's jurisdiction is limited to allegations of misconduct related to Force, Abuse of Authority, Discourtesy and Offensive Language. All other complaints are referred to the appropriate agency. Figure 1 refers to all complaints that the CCRB receives and Figures 2 and 3 refer to new cases that remain with the Agency. In January 2019, the CCRB initiated 458 new complaints.

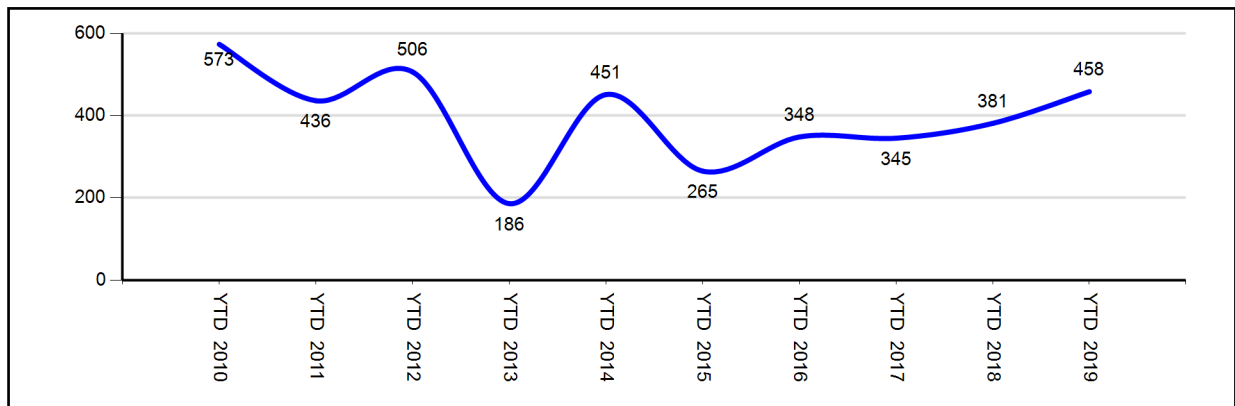
**Figure 1: Total Intake by Month (January 2018 - January 2019)**



**Figure 2: New CCRB Complaints by Month (January 2018 - January 2019)**



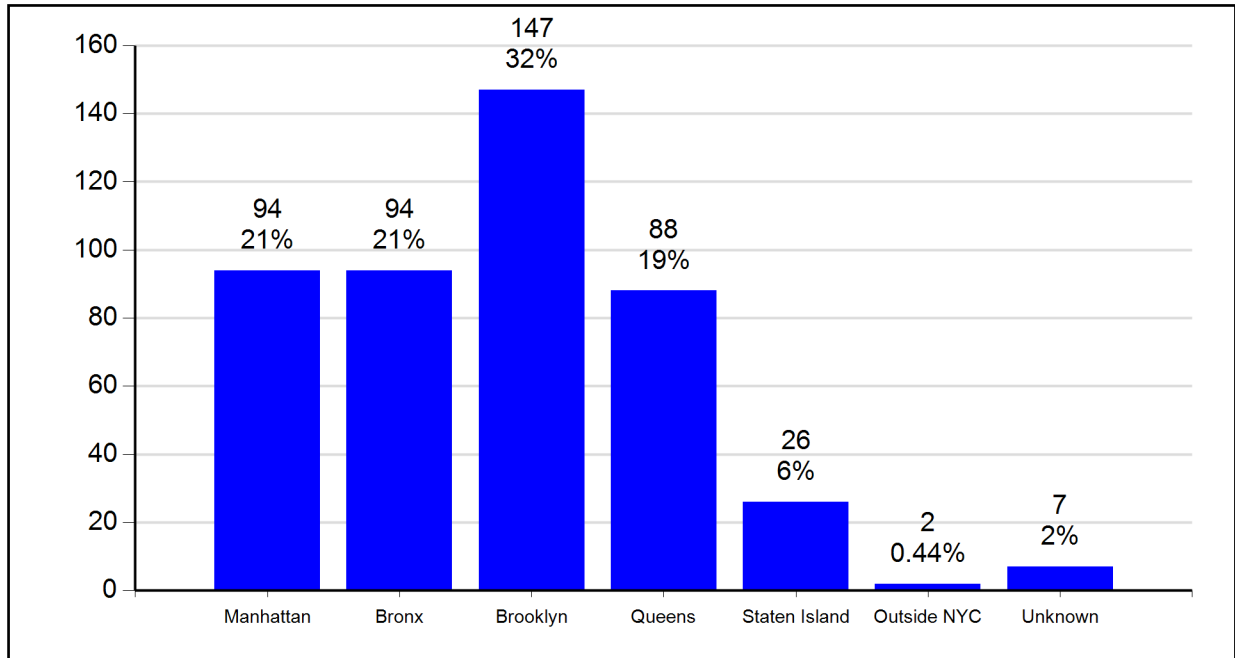
**Figure 3: New CCRB Complaints by Year (YTD 2010 - YTD 2019)**



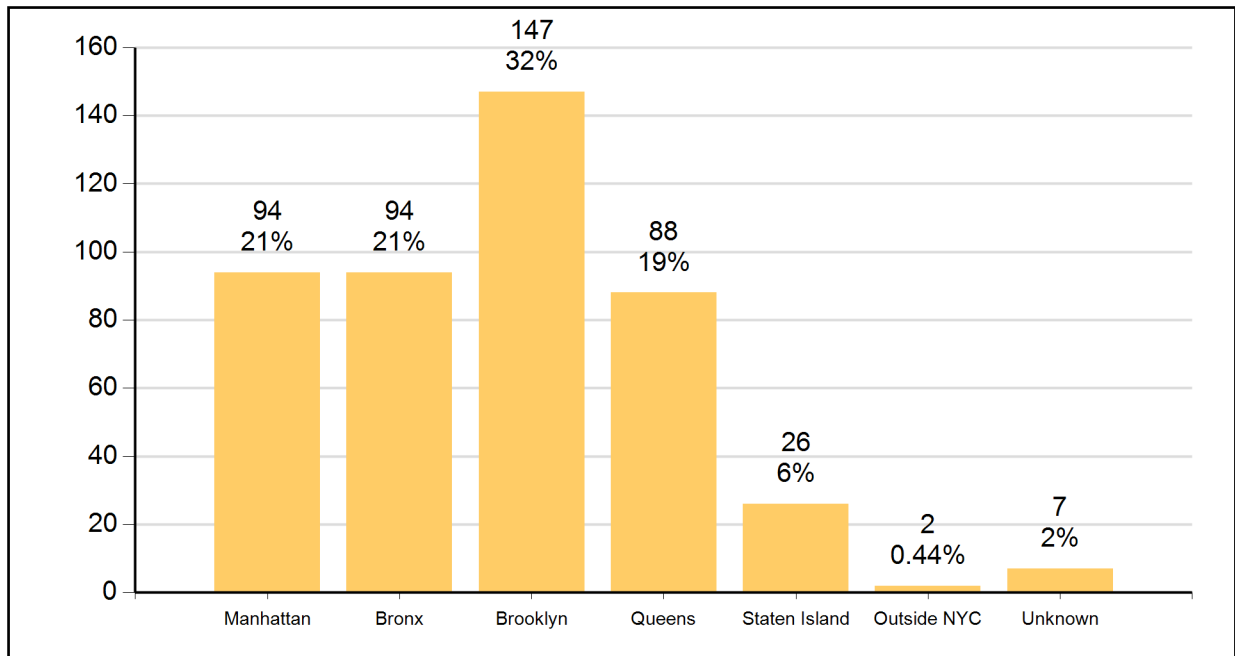
## CCRB Cases Received by Borough and Precinct

Of the five boroughs, the largest number of misconduct complaints stemmed from incidents occurring in Brooklyn, followed by Bronx. The 75th Precinct had the highest number at 23 incidents.

**Figure 4: CCRB Complaints Received By Borough of Occurrence (January 2019)**



**Figure 5: CCRB Complaints Received By Borough of Occurrence (YTD 2019)**



**Figure 6: CCRB Complaints Received By Precinct of Occurrence (January 2019)**

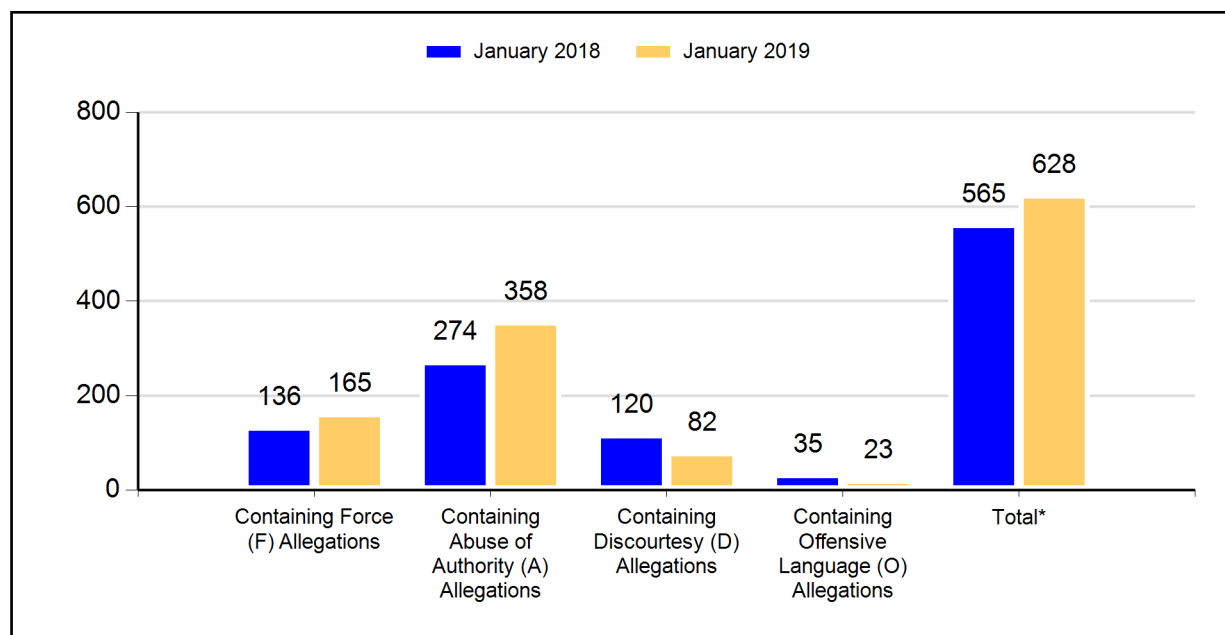
NYPD Precinct of Occurrence*	Number of Complaints	NYPD Precinct of Occurrence*	Number of Complaints
1	6	67	4
5	4	68	6
6	1	69	6
7	5	70	3
9	7	71	8
13	6	72	5
14	7	73	15
18	9	75	23
19	1	76	7
20	6	77	11
22	1	78	2
23	2	79	7
25	12	81	12
26	4	83	2
28	4	84	6
30	6	88	2
32	5	90	5
33	3	94	2
34	2	100	7
40	13	101	9
41	6	102	7
42	6	103	5
43	8	104	5
44	13	105	5
45	2	106	4
46	7	107	3
47	15	108	3
48	7	110	5
49	7	111	4
50	3	112	6
52	6	113	7
60	6	114	9
61	2	115	6
62	6	120	11
63	5	121	5
66	2	122	5
		123	4
		Unknown	17

\*These figures track where an incident occurred, not necessarily the Command of the officer. Please review Figures 62A-62Q for Command Level data for cases closed in 2017.

## Allegations Received

As described in the previous section, the CCRB has jurisdiction over four categories of NYPD misconduct. In comparing January 2018 to January 2019, the number of complaints containing an allegation of Force is up, Abuse of Authority complaints are up, Discourtesy are down and Offensive Language are down. Figures for the year-to-date comparison show that in 2019, complaints containing an allegation of Force are up, Abuse of Authority are up, Discourtesy are down and Offensive Language are down.

**Figure 7: CCRB Complaints Received By Type of Allegation (January 2018 vs. January 2019)**



\*This is the total of distinct FADO allegation types in complaints received.

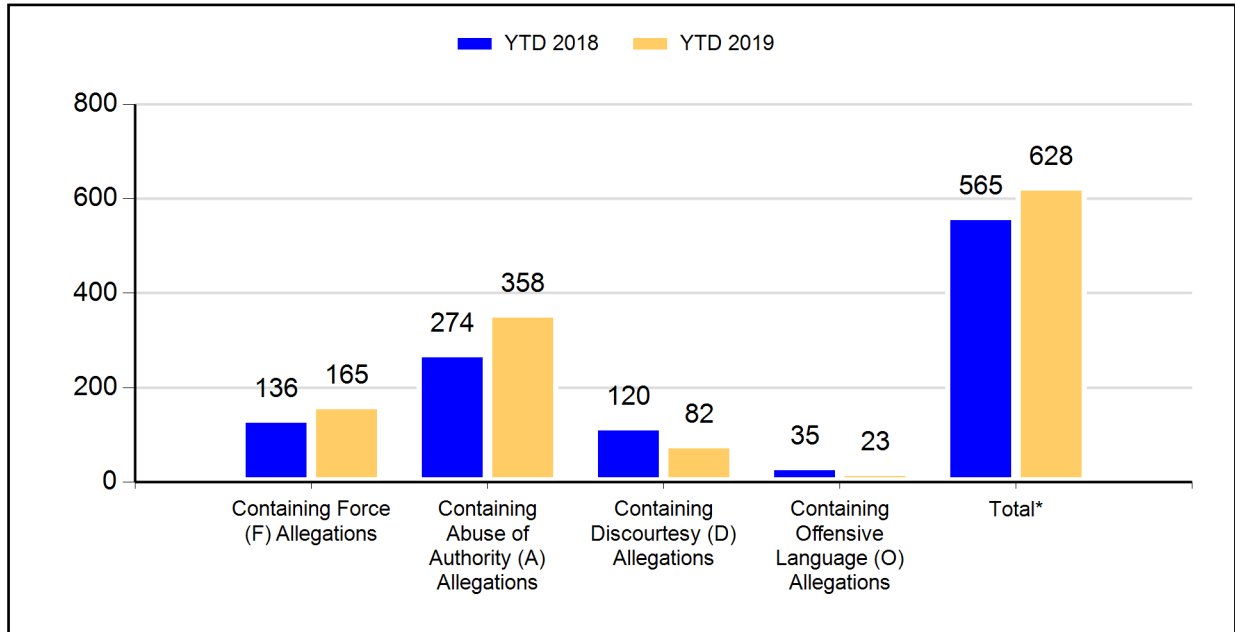
**Figure 8: CCRB Complaints Received By Type of Allegation (% of Complaints)**

	January 2018		January 2019		Change	% Change
	Count	% of Total Complaints	Count	% of Total Complaints		
Force (F)	136	36%	165	36%	29	21%
Abuse of Authority (A)	274	72%	358	78%	84	31%
Discourtesy (D)	120	31%	82	18%	-38	-32%
Offensive Language (O)	35	9%	23	5%	-12	-34%
Total FADO Allegations	565		628		63	11%
Total Complaints	381		458		77	20%

Note: the number of allegations in recently received complaints typically grows somewhat as the complaints are investigated.



**Figure 9: CCRB Complaints Received By Type of Allegation (YTD 2018 vs. YTD 2019)**



\*This is the total of distinct FADO allegation types in complaints received.

**Figure 10: CCRB Complaints Received By Type of Allegation YTD (% of Complaints)**

	YTD 2018		YTD 2019		Change	% Change
	Count	% of Total Complaints	Count	% of Total Complaints		
Force (F)	136	36%	165	36%	29	21%
Abuse of Authority (A)	274	72%	358	78%	84	31%
Discourtesy (D)	120	31%	82	18%	-38	-32%
Offensive Language (O)	35	9%	23	5%	-12	-34%
Total FADO Allegations	565		628		63	11%
Total Complaints	381		458		77	20%

Note: the number of allegations in recently received complaints typically grows somewhat as the complaints are investigated.

**Figure 11: Total Allegations (% of Total Allegations)**

	January 2018		January 2019		Change	% Change
	Count	% of Total Allegations	Count	% of Total Allegations		
Force (F)	290	26%	318	21%	28	10%
Abuse of Authority (A)	642	57%	1047	70%	405	63%
Discourtesy (D)	148	13%	109	7%	-39	-26%
Offensive Language (O)	46	4%	26	2%	-20	-43%
Total Allegations	1126		1500		374	33%
Total Complaints	381		458		77	20%

**Figure 12: Total Allegations YTD (% of Total Allegations)**

	YTD 2018		YTD 2019		Change	% Change
	Count	% of Total Allegations	Count	% of Total Allegations		
Force (F)	290	26%	318	21%	28	10%
Abuse of Authority (A)	642	57%	1047	70%	405	63%
Discourtesy (D)	148	13%	109	7%	-39	-26%
Offensive Language (O)	46	4%	26	2%	-20	-43%
Total Allegations	1126		1500		374	33%
Total Complaints	381		458		77	20%

The number of allegations in recently received complaints typically grows as the complaints are investigated.

# CCRB Docket

As of the end of January 2019, 75% of active CCRB cases are fewer than five months old, and 91% active cases have been open for fewer than eight months.

**Figure 13: Age of Active Cases Based on Received Date (January 2019)**

Case Age Group	Count	% of Total
Cases 0-4 Months	1351	75.5%
Cases 5-7 Months	277	15.5%
Cases 8-11 Months	132	7.4%
Cases 12-18 Months*	27	1.5%
Cases Over 18 Months**	3	0.2%
<b>Total</b>	<b>1790</b>	<b>100%</b>

\*12-18 Months: 11 cases that were reopened; 1 case that was on DA Hold.

\*\*Over18 Months: 0 cases that were reopened; 3 cases that were on DA Hold.

**Figure 14: Age of Active Cases Based on Incident Date (January 2019)**

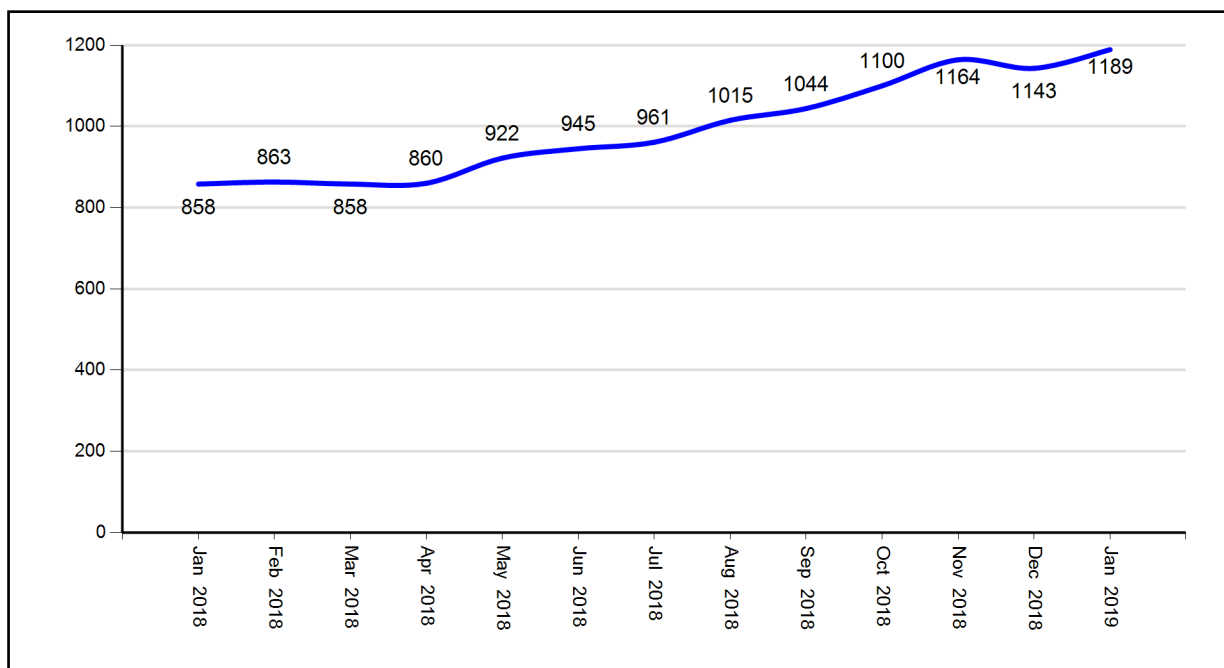
	Count	% of Total
Cases 0-4 Months	1212	67.7%
Cases 5-7 Months	314	17.5%
Cases 8-11 Months	180	10.1%
Cases 12-18 Months*	68	3.8%
Cases Over 18 Months**	16	0.9%
<b>Total</b>	<b>1790</b>	<b>100%</b>

\*12-18 Months: 14 cases that were reopened; 2 cases that were on DA Hold.

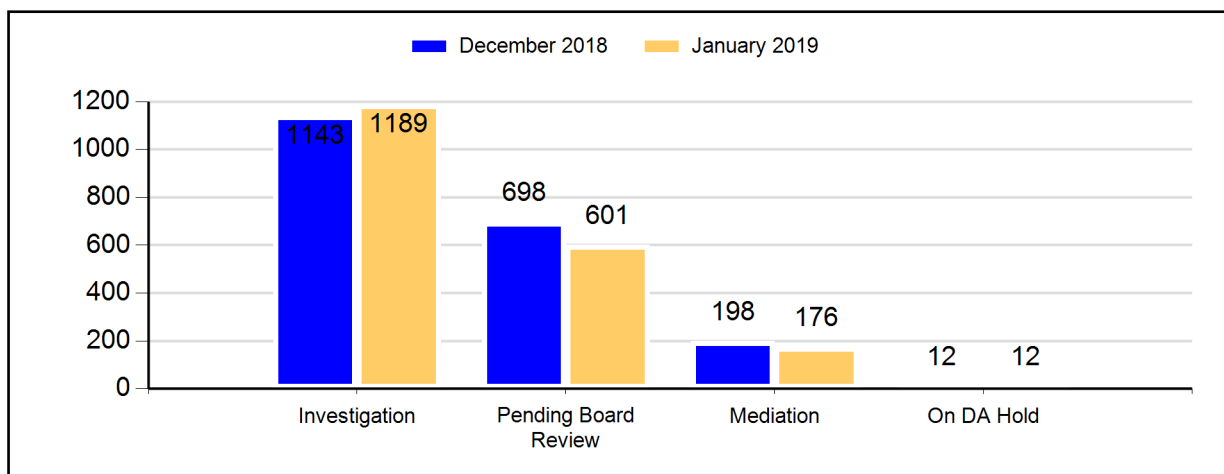
\*\*Over18 Months: 2 cases that were reopened; 3 cases that were on DA Hold.

*An active case is here defined as an investigation; cases in mediation are excluded.*

**Figure 15: Number of Active Investigations (January 2018 - January 2019)**



**Figure 16: Open Docket Analysis**



**Figure 17: Open Docket Analysis with % Change**

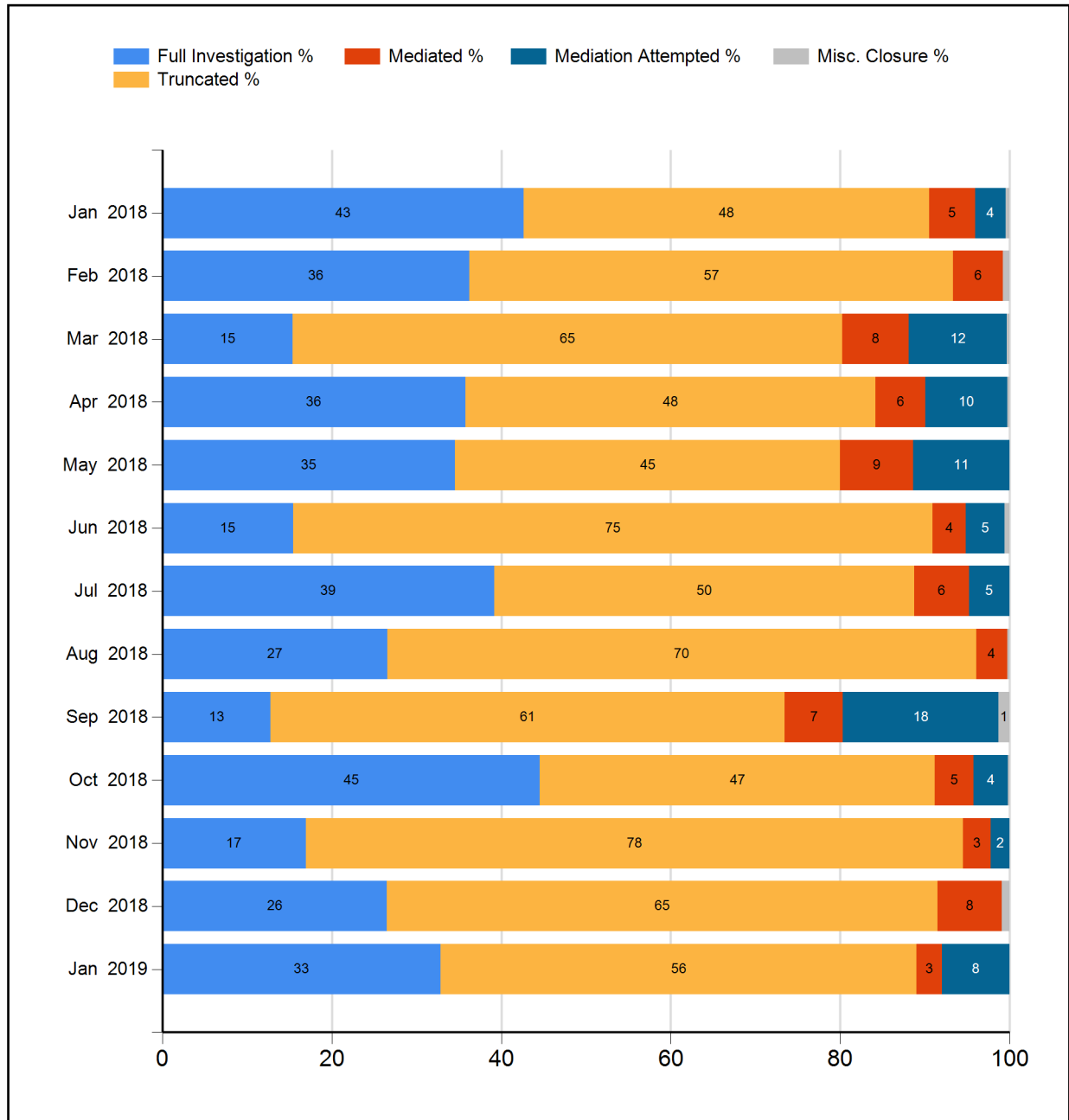
	December 2018		January 2019		Change	% Change
	Count	% of Total	Count	% of Total		
Investigations	1143	56%	1189	60%	46	4%
Pending Board Review	698	34%	601	30%	-97	-14%
Mediation	198	10%	176	9%	-22	-11%
On DA Hold	12	1%	12	1%	0	0%
Total	2051		1978		-73	-4%

# Closed Cases

## Resolving Cases

In January 2019, the CCRB fully investigated 33% of the cases it closed, and resolved (fully investigated, mediated or mediation attempted) 44% of the cases it closed.

**Figure 18: Case Resolutions (January 2018 - January 2019) (%)**



## Dispositions

Cases fully investigated by the CCRB generally receive one of five outcomes:

- If the alleged misconduct is found to have occurred, based on the preponderance of the evidence, the allegation is **substantiated**.
- If there is not enough evidence to determine whether or not the alleged misconduct occurred, the allegation is **unsubstantiated**.
- If the preponderance of the evidence suggests that the event or alleged act did not occur, the allegation is **unfounded**.
- If the event did occur, but was not improper by a preponderance of evidence, the allegation is **exonerated**.
- If the CCRB was unable to identify any of the officers accused of misconduct, the case is closed as **officer unidentified**.

Additionally, a case might be **mediated**, with the subject officer and complainant discussing the incident in the presence of a neutral third-party moderator, or closed as **mediation attempted**, the designation for a case in which both the officer and the civilian agree to mediate, but the civilian fails to appear twice for the scheduled mediation session or fails to respond to attempts to schedule a mediation session. Finally, a case that cannot be fully investigated due to complainant/alleged victim unavailability or lack of cooperation is **truncated**.

## Case Abstracts

The following case abstracts are taken from complaints closed this month and serve as examples of what the different CCRB dispositions mean in practice:

### 1. Substantiated

An individual was stopped by officers for public urination. Shortly thereafter, the officers frisked and searched the individual's pockets. None of the officers could articulate any indication that the individual engaged in any criminality besides public urination, nor express any reasonable belief that the individual was carrying a weapon on his person at the time he was frisked and searched. Based on the admissions of the officers, the investigation determined by a preponderance of the evidence that the officers did not have reasonable suspicion to frisk and search the individual. The Board substantiated the frisk and search allegations.

### 2. Unsubstantiated

Officers executed a no-knock search warrant. While inside the apartment, an individual alleged that an officer threatened to arrest her. The officer denied making this statement. Without corroborating civilian and officer testimony or additional evidence, the investigation was unable to determine by a preponderance of evidence whether the officer threatened the individual. The Board unsubstantiated the allegation.

### 3. Unfounded

An individual called 911 to report an assault. After officers responded, an officer allegedly threatened to arrest the individual for trespassing if he did not leave. Cell phone video, as well as several body worn cameras captured the incident. Body worn camera video refuted the allegation and showed that the officer did not ever threaten to arrest the individual. The Board unfounded the allegation.

#### **4. Exonerated**

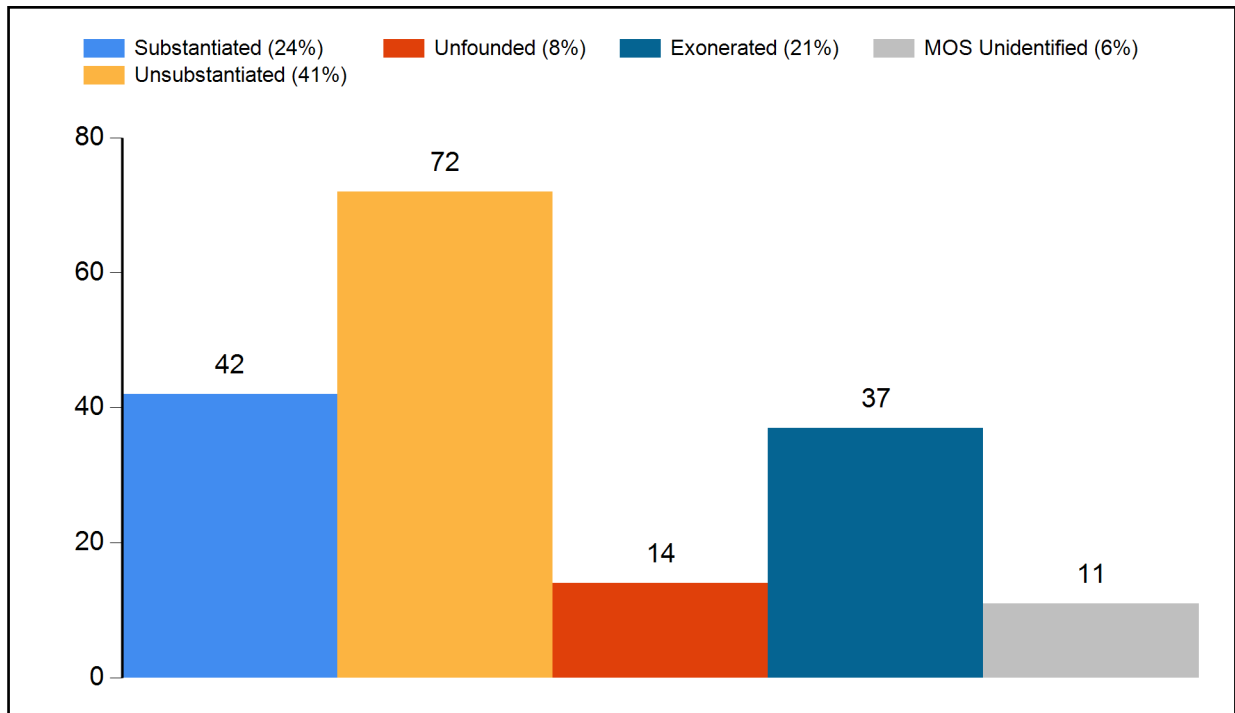
Officers responded to a dispute involving an individual and an unidentified female cyclist. The female cyclist had locked her bicycle to the exterior fence surrounding the individual's home, and the individual had placed a second lock on the bicycle. An officer repeatedly requested that the individual remove the second lock, but she refused to do so. The officer then informed the individual that if she did not remove the bicycle lock he would get bolt cutters to cut the lock. Under NY CLS Penal § 155.05(1) a person commits larceny when, with intent to deprive another of property or to appropriate the same to himself or to a third person, he wrongfully, takes, obtains, or withholds such property from an owner thereof. In *Onderdonk v. State*, 170 Misc. 2d 155 (1996), the court ruled that officers must give due respect to property and may only damage property if doing so is reasonably necessary to carry out their duties. Based on the above, the investigation determined that the officer was justified in his statement as he had few options to resolve the dispute and this statement was a reasonable attempt to get the individual to unlock the bicycle lock so that the cyclist could retrieve her bike. The Board exonerated the use of abuse of authority allegation.

#### **5. Officer Unidentified**

An individual reported that between the summer of 2017 and January 2018, he was stopped in his vehicle several times by officers of the same Precinct. During these stops, the individual was not arrested or issued a summons. Without the specific incident dates, documents could not be requested from the NYPD. As a result, the investigation could not determine the identities of the officers who may have stopped the individual's vehicle in each of the three separate incidents. Due to the inability to identify potential subject officers, the Board closed the allegation as officer unidentified.

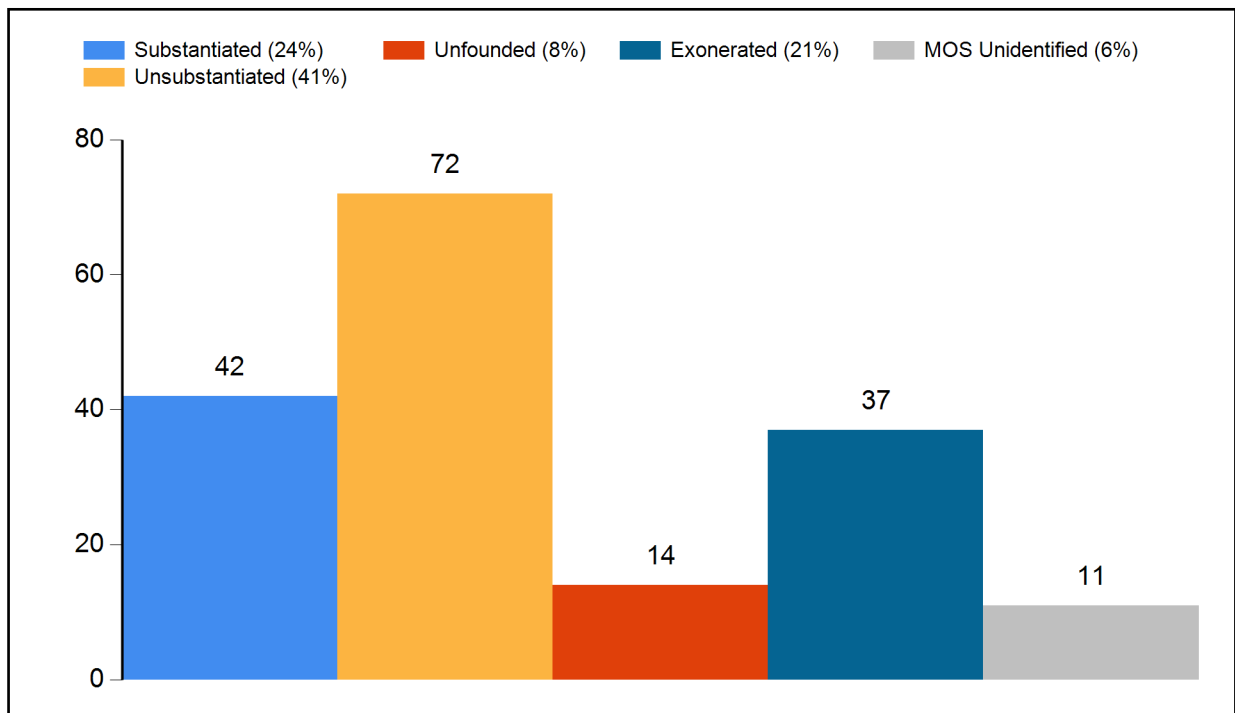
## Dispositions - Full Investigations

Figure 19: Disposition Counts of Full Investigations (January 2019)



Due to the reconsideration process, counts are subject to change.

Figure 20: Disposition Counts of Full Investigations (YTD 2019)



Due to the reconsideration process, counts are subject to change.



## Dispositions - All CCRB Cases

In addition to full investigations, CCRB cases can be closed through mediation and truncation. The following table lists all the CCRB case closures for the current month and year-to-date.

**Figure 21: Disposition of Cases (2018 vs 2019)**

	Jan 2018		Jan 2019		YTD 2018		YTD 2019	
<b>Full Investigations</b>	Count	% of Total	Count	% of Total	Count	% of Total	Count	% of Total
Substantiated	26	15%	42	24%	26	15%	42	24%
Exonerated	35	20%	37	21%	35	20%	37	21%
Unfounded	14	8%	14	8%	14	8%	14	8%
Unsubstantiated	96	54%	72	41%	96	54%	72	41%
MOS Unidentified	8	4%	11	6%	8	4%	11	6%
<b>Total - Full Investigations</b>	<b>179</b>		<b>176</b>		<b>179</b>		<b>176</b>	
<b>Mediation Closures</b>	Count	% of Total	Count	% of Total	Count	% of Total	Count	% of Total
Mediated	23	61%	16	27%	23	61%	16	27%
Mediation Attempted	15	39%	43	73%	15	39%	43	73%
<b>Total - ADR Closures</b>	<b>38</b>		<b>59</b>		<b>38</b>		<b>59</b>	
<b>Resolved Case Total</b>	<b>217</b>	<b>52%</b>	<b>235</b>	<b>44%</b>	<b>217</b>	<b>52%</b>	<b>235</b>	<b>44%</b>
<b>Truncations / Other Closures</b>	Count	% of Total	Count	% of Total	Count	% of Total	Count	% of Total
Complaint withdrawn	30	15%	73	24%	30	15%	73	24%
Complainant/Alleged Victim/Witness uncooperative	124	61%	146	49%	124	61%	146	49%
Complainant/Alleged Victim/Witness unavailable	26	13%	51	17%	26	13%	51	17%
Alleged Victim unidentified	3	1%	4	1%	3	1%	4	1%
Closed - Pending Litigation*	18	9%	27	9%	18	9%	27	9%
Miscellaneous	1	0%	0	0%	1	0%	0	0%
Administrative closure**	1	0%	0	0%	1	0%	0	0%
<b>Total - Other Case Dispositions</b>	<b>203</b>		<b>301</b>		<b>203</b>		<b>301</b>	
<b>Total - Closed Cases</b>	<b>420</b>		<b>536</b>		<b>420</b>		<b>536</b>	

\* Closed - Pending Litigation is a truncation category added in August 2017. It indicates that the complaint was truncated due to the complainant/alleged victim's attorney.

\*\*Administrative closure is a special category that deals with NYPD's Internal Affairs Bureau-referred cases or spin off cases with no complainant/alleged victim, and in which CCRB attempts to locate or identify a complainant/alleged victim has yielded no results.

## Dispositions - FADO Allegations

“Allegations” are different than “cases.” A case or complaint is based on an incident and may contain one or more allegations of police misconduct. The allegation substantiation rate is 16% for the month of January 2019, and the allegation substantiation rate is 16% year-to-date. The type of allegation the CCRB is most likely to substantiate is Abuse of Authority – substantiating 18% of such allegations during January 2019, and 18% for the year.

**Figure 22: Disposition of Allegations (2018 vs 2019)**

	Jan 2018		Jan 2019		YTD 2018		YTD 2019	
<b>Fully Investigated Allegations</b>	Count	%of Total	Count	%of Total	Count	%of Total	Count	%of Total
Substantiated	62	8%	135	16%	62	8%	135	16%
Unsubstantiated	334	44%	283	33%	334	44%	283	33%
Unfounded	51	7%	69	8%	51	7%	69	8%
Exonerated	236	31%	276	32%	236	31%	276	32%
MOS Unidentified	73	10%	90	11%	73	10%	90	11%
Total - Full Investigations	756		853		756		853	
<b>Mediation Closures</b>	Count	%of Total	Count	%of Total	Count	%of Total	Count	%of Total
Mediated	45	50%	23	20%	45	50%	23	20%
Mediation Attempted	45	50%	91	80%	45	50%	91	80%
Total - ADR Closures	90		114		90		114	
<b>Truncations / Other Closures</b>	Count	%of Total	Count	%of Total	Count	%of Total	Count	%of Total
Complaint withdrawn	63	12%	213	22%	63	12%	213	22%
Complainant/Alleged Victim/Witness uncooperative	375	69%	464	49%	375	69%	464	49%
Complainant/Alleged Victim/Witness unavailable	52	10%	130	14%	52	10%	130	14%
Alleged Victim unidentified	4	1%	23	2%	4	1%	23	2%
Closed - Pending Litigation	44	8%	115	12%	44	8%	115	12%
Miscellaneous	2	0%	9	1%	2	0%	9	1%
Administrative closure	2	0%	0	0%	2	0%	0	0%
Total - Other Case Dispositions	542		954		542		954	
<b>Total - Closed Allegations</b>	<b>1388</b>		<b>1921</b>		<b>1388</b>		<b>1921</b>	

**Figure 23: Disposition of Allegations By FADO Category (January 2019)**

	Substantiated	Unsubstantiated	Exonerated	Unfounded	Officers Unidentified	Total
Force	15 9%	47 28%	68 41%	23 14%	14 8%	167 100%
Abuse of Authority	105 18%	176 31%	206 36%	27 5%	57 10%	571 100%
Discourtesy	13 14%	45 48%	2 2%	16 17%	17 18%	93 100%
Offensive Language	2 9%	15 68%	0 0%	3 14%	2 9%	22 100%
Total	135 16%	283 33%	276 32%	69 8%	90 11%	853 100%

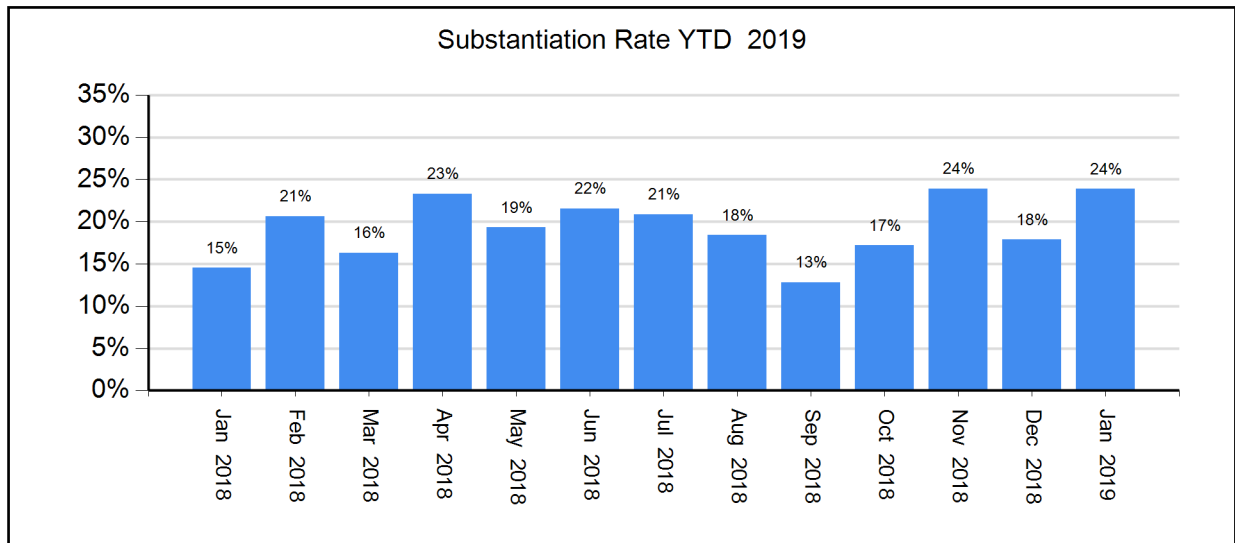
**Figure 24: Disposition of Allegations By FADO Category (YTD 2019)**

	Substantiated	Unsubstantiated	Exonerated	Unfounded	Officers Unidentified	Total
Force	15 9%	47 28%	68 41%	23 14%	14 8%	167 100%
Abuse of Authority	105 18%	176 31%	206 36%	27 5%	57 10%	571 100%
Discourtesy	13 14%	45 48%	2 2%	16 17%	17 18%	93 100%
Offensive Language	2 9%	15 68%	0 0%	3 14%	2 9%	22 100%
Total	135 16%	283 33%	276 32%	69 8%	90 11%	853 100%

## Substantiation Rates

The January 2019 case substantiation rate was 24%.

**Figure 25: Percentage of Cases Substantiated (January 2018 - January 2019)**

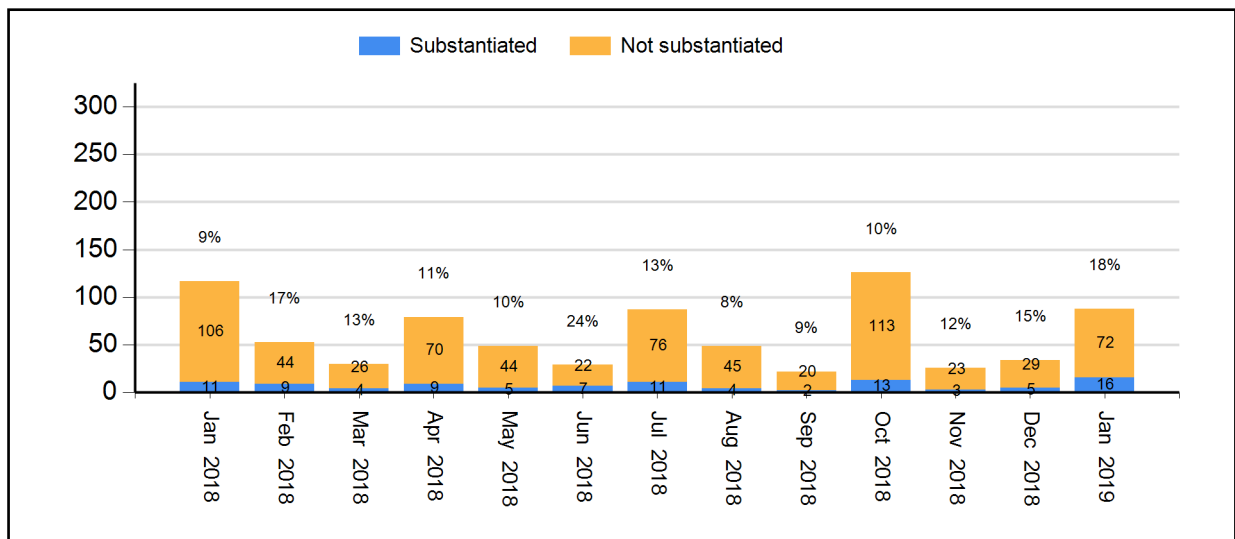


Due to the reconsideration process, counts are subject to change.

## Substantiation Rates and Video

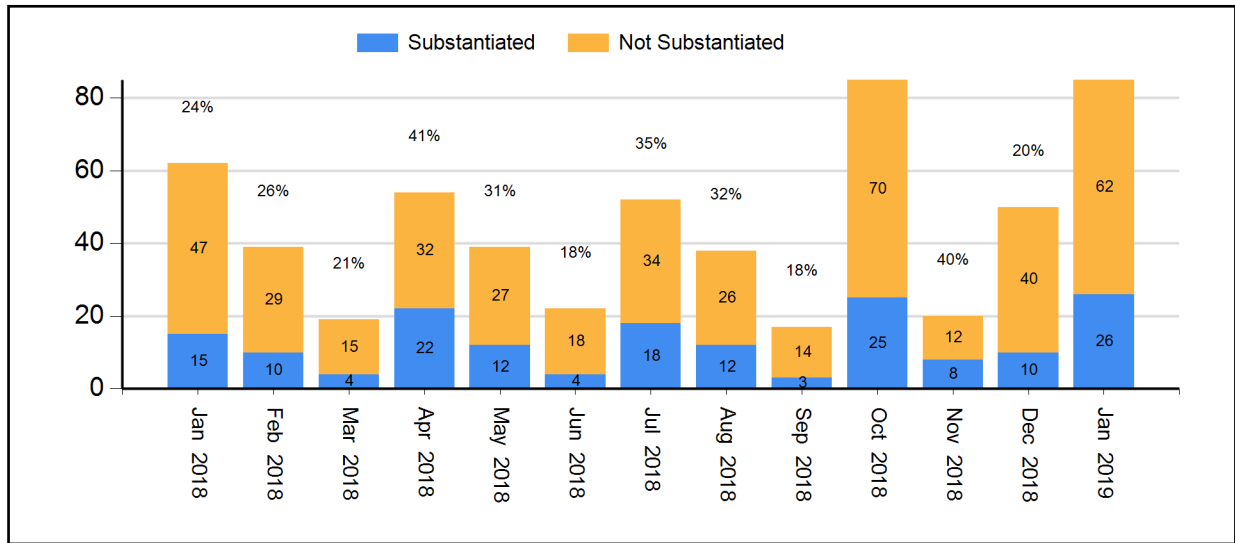
In general, investigations relying on video evidence from security cameras or personal devices result in much higher substantiation rates.

**Figure 26: Substantiation Rates for Full Investigations without Video (Jan 2019 - Jan 2019) (% substantiated shown)**



Due to the reconsideration process, counts are subject to change.

**Figure 27: Substantiation Rates for Full Investigations with Video (Jan 2019 - Jan 2019)**  
 (% substantiated shown)



Due to the reconsideration process, counts are subject to change.

## Board Discipline Recommendations for Substantiated Complaints

After a CCRB investigative team has completed its investigation and recommended the substantiation of a complaint against an officer, a panel of three Board members determines whether to substantiate the allegation and make a disciplinary recommendation.

- “Charges and Specifications” are the most severe form of discipline. A decision to assign Charges commences a process that may result in an administrative trial in the NYPD Trial Room. An officer may lose vacation days, be suspended, or be terminated from the Department if the officer is found guilty.
- “Instructions” or “Formalized Training” are the least severe discipline, often recommended for officers who misunderstand a policy. This determination results in training at the command level (Instructions) or training at the Police Academy or NYPD Legal Bureau (Formalized Training).
- “Command Discipline” is recommended for misconduct that is moderately serious, but does not rise to the level of that associated with Charges. An officer can lose up to ten vacation days as a result of a Command Discipline.
- When the Board has recommended Instructions, Formalized Training or Command Discipline, the case is sent to the NYPD Commissioner to impose training and/or other penalties. Cases where the Board recommends charges are prosecuted by the CCRB’s Administrative Prosecution Unit.

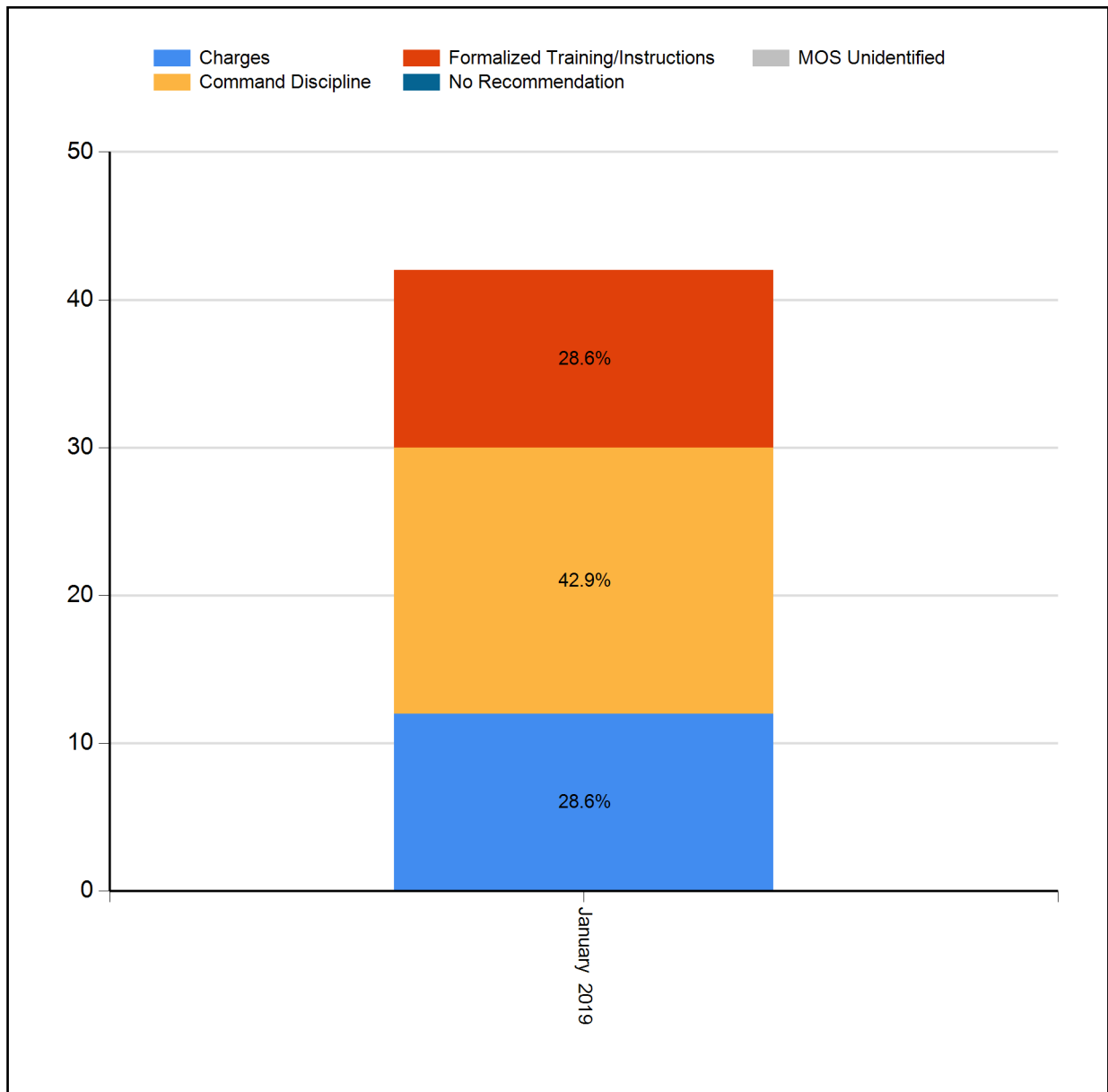
**Figure 28: Board Discipline Recommendations For Substantiated Complaints\***  
(Jan 2018, Jan 2019, YTD 2018, YTD 2019)

Disposition	January 2018		January 2019		YTD 2018		YTD 2019	
	Count	%of Total	Count	%of Total	Count	%of Total	Count	%of Total
Charges	6	23%	12	29%	6	23%	12	29%
Command Discipline	14	54%	18	43%	14	54%	18	43%
Formalized Training	3	12%	4	10%	3	12%	4	10%
Instructions	3	12%	8	19%	3	12%	8	19%
MOS Unidentified	0	0%	0	0%	0	0%	0	0%
Total	26		42		26		42	

Due to the reconsideration process, counts are subject to change.

\* A complaint containing a number of substantiated allegations against a number of different officers will typically generate a variety of different disciplinary recommendations. To determine the disciplinary recommendation associated with the complaint as a whole, the CCRB uses the most severe disciplinary recommendation made. The order of severity is: 1) Charges 2) Command Discipline 3) Formalized Training 4) Instructions.

**Figure 29: Board Discipline Recommendations For Substantiated Complaints\* (2019)**



Due to the reconsideration process, counts are subject to change.

\* A complaint containing a number of substantiated allegations against a number of different officers will typically generate a variety of different disciplinary recommendations. To determine the disciplinary recommendation associated with the complaint as a whole, the CCRB uses the most severe disciplinary recommendation made. The order of severity is: 1) Charges 2) Command Discipline 3) Formalized Training 4) Instructions.

## Board Discipline Recommendations for Officers with Substantiated Allegations

A substantiated CCRB complaint may generate multiple substantiated allegations against multiple officers. Each substantiated allegation will carry its own discipline recommendation from the CCRB Board.

The following table presents the number of officers against whom discipline recommendations have been made as a result of a substantiated CCRB complaint. Where there are multiple substantiated allegations with multiple disciplinary recommendations for an officer in a complaint, the most severe disciplinary recommendation is used to determine the overall recommendation for that officer.

**Figure 30: Board Discipline Recommendations for Officers with Substantiated Allegations\***  
(Jan 2018, Jan 2019, YTD 2018, YTD 2019)

Disposition	January 2018		January 2019		YTD 2018		YTD 2019	
	Count	%of Total	Count	%of Total	Count	%of Total	Count	%of Total
Charges	8	22.9%	21	32.3%	8	22.9%	21	32.3%
Command Discipline	20	57.1%	27	41.5%	20	57.1%	27	41.5%
Formalized Training	3	8.6%	7	10.8%	3	8.6%	7	10.8%
Instructions	4	11.4%	10	15.4%	4	11.4%	10	15.4%
MOS Unidentified	0	0%	0	0%	0	0%	0	0%
Total	35		65		35		65	

Due to the reconsideration process, counts are subject to change.

\* The counts in this table reflect the number of distinct MOS with a substantiated allegation in each complaint.



**Figure 31: Substantiated Allegations By Borough and NYPD Precinct (January 2019)**

The figures in this table reflect all substantiated allegations for each MOS.

Board Disposition	FADO Category	Allegation	Precinct of Occurrence	Borough of Occurrence
Substantiated (Command Discipline B)	Abuse of Authority	Vehicle search	7	Manhattan
Substantiated (Command Discipline B)	Abuse of Authority	Refusal to provide name/shield number	7	Manhattan
Substantiated (Command Discipline B)	Abuse of Authority	Refusal to provide name/shield number	7	Manhattan
Substantiated (Command Discipline B)	Abuse of Authority	Frisk	7	Manhattan
Substantiated (Charges)	Force	Police shield	9	Manhattan
Substantiated (Formalized Training)	Abuse of Authority	Threat of summons	18	Manhattan
Substantiated (Formalized Training)	Discourtesy	Word	18	Manhattan
Substantiated (Command Discipline A)	Abuse of Authority	Entry of Premises	19	Manhattan
Substantiated (Command Discipline A)	Abuse of Authority	Entry of Premises	19	Manhattan
Substantiated (Command Discipline B)	Abuse of Authority	Forcible Removal to Hospital	24	Manhattan
Substantiated (Command Discipline B)	Abuse of Authority	Forcible Removal to Hospital	24	Manhattan
Substantiated (Command Discipline B)	Force	Physical force	24	Manhattan
Substantiated (Command Discipline B)	Force	Physical force	24	Manhattan
Substantiated (Charges)	Abuse of Authority	Strip-searched	25	Manhattan
Substantiated (Charges)	Force	Hit against inanimate object	25	Manhattan
Substantiated (Charges)	Force	Chokehold	25	Manhattan
Substantiated (Charges)	Force	Physical force	25	Manhattan
Substantiated (Charges)	Force	Physical force	28	Manhattan
Substantiated (Charges)	Force	Physical force	28	Manhattan
Substantiated (Charges)	Force	Physical force	28	Manhattan
Substantiated (Formalized Training)	Abuse of Authority	Other	30	Manhattan
Substantiated (Command Discipline A)	Abuse of Authority	Threat of arrest	32	Manhattan
Substantiated (Command Discipline A)	Abuse of Authority	Refusal to provide name/shield number	32	Manhattan
Substantiated (Command Discipline A)	Abuse of Authority	Retaliatory summons	32	Manhattan
Substantiated (Command Discipline A)	Discourtesy	Word	32	Manhattan
Substantiated (Charges)	Abuse of Authority	Entry of Premises	34	Manhattan
Substantiated (Charges)	Abuse of Authority	Entry of Premises	34	Manhattan
Substantiated (Charges)	Abuse of Authority	Entry of Premises	34	Manhattan
Substantiated (Charges)	Abuse of Authority	Property damaged	34	Manhattan
Substantiated (Charges)	Abuse of Authority	Property damaged	34	Manhattan
Substantiated (Charges)	Abuse of Authority	Property damaged	34	Manhattan
Substantiated (Charges)	Abuse of Authority	Seizure of property	34	Manhattan
Substantiated (Charges)	Abuse of Authority	Seizure of property	34	Manhattan
Substantiated (Charges)	Abuse of Authority	Frisk	34	Manhattan
Substantiated (Charges)	Abuse of Authority	Frisk	34	Manhattan
Substantiated (Charges)	Abuse of Authority	Frisk	34	Manhattan
Substantiated (Charges)	Abuse of Authority	Frisk	34	Manhattan
Substantiated (Charges)	Abuse of Authority	Frisk	34	Manhattan
Substantiated (Charges)	Abuse of Authority	Search (of person)	34	Manhattan

<b>Board Disposition</b>	<b>FADO Category</b>	<b>Allegation</b>	<b>Precinct of Occurrence</b>	<b>Borough of Occurrence</b>
Substantiated (Charges)	Abuse of Authority	Search (of person)	34	Manhattan
Substantiated (Charges)	Abuse of Authority	Stop	34	Manhattan
Substantiated (Charges)	Abuse of Authority	Stop	34	Manhattan
Substantiated (Charges)	Abuse of Authority	Stop	34	Manhattan
Substantiated (Charges)	Abuse of Authority	Stop	34	Manhattan
Substantiated (Charges)	Abuse of Authority	Stop	34	Manhattan
Substantiated (Charges)	Abuse of Authority	Search of Premises	34	Manhattan
Substantiated (Charges)	Abuse of Authority	Search of Premises	34	Manhattan
Substantiated (Charges)	Abuse of Authority	Search of Premises	34	Manhattan
Substantiated (Command Lvl Instructions)	Discourtesy	Word	40	Bronx
Substantiated (Command Lvl Instructions)	Abuse of Authority	Seizure of property	41	Bronx
Substantiated (Command Discipline B)	Abuse of Authority	Entry of Premises	43	Bronx
Substantiated (Charges)	Abuse of Authority	Strip-searched	43	Bronx
Substantiated (Charges)	Abuse of Authority	Frisk	43	Bronx
Substantiated (Charges)	Abuse of Authority	Search (of person)	43	Bronx
Substantiated (Charges)	Abuse of Authority	Stop	43	Bronx
Substantiated (Command Lvl Instructions)	Discourtesy	Word	43	Bronx
Substantiated (Charges)	Force	Nonlethal restraining device	43	Bronx
Substantiated (Charges)	Force	Nonlethal restraining device	43	Bronx
Substantiated (Charges)	Abuse of Authority	Entry of Premises	44	Bronx
Substantiated (Charges)	Abuse of Authority	Search of Premises	44	Bronx
Substantiated (Command Lvl Instructions)	Abuse of Authority	Entry of Premises	47	Bronx
Substantiated (Command Lvl Instructions)	Abuse of Authority	Entry of Premises	47	Bronx
Substantiated (Command Lvl Instructions)	Abuse of Authority	Threat to damage/seize property	47	Bronx
Substantiated (Command Lvl Instructions)	Abuse of Authority	Threat to damage/seize property	47	Bronx
Substantiated (Charges)	Abuse of Authority	Gun Drawn	48	Bronx
Substantiated (Charges)	Abuse of Authority	Other	48	Bronx
Substantiated (Charges)	Abuse of Authority	Other	48	Bronx
Substantiated (Charges)	Abuse of Authority	Frisk	48	Bronx
Substantiated (Charges)	Abuse of Authority	Frisk	48	Bronx
Substantiated (Charges)	Abuse of Authority	Stop	48	Bronx
Substantiated (Charges)	Abuse of Authority	Stop	48	Bronx
Substantiated (Charges)	Abuse of Authority	Stop	48	Bronx
Substantiated (Charges)	Abuse of Authority	Stop	48	Bronx
Substantiated (Charges)	Abuse of Authority	Stop	48	Bronx
Substantiated (Charges)	Abuse of Authority	Stop	48	Bronx
Substantiated (Charges)	Abuse of Authority	Stop	48	Bronx
Substantiated (Charges)	Abuse of Authority	Stop	48	Bronx
Substantiated (Charges)	Abuse of Authority	Stop	48	Bronx
Substantiated (Command Discipline A)	Abuse of Authority	Entry of Premises	68	Brooklyn
Substantiated (Command Discipline A)	Discourtesy	Word	69	Brooklyn
Substantiated (Command Discipline A)	Discourtesy	Word	69	Brooklyn
Substantiated (Command Discipline B)	Abuse of Authority	Vehicle search	71	Brooklyn
Substantiated (Command Discipline A)	Abuse of Authority	Vehicle search	71	Brooklyn

<b>Board Disposition</b>	<b>FADO Category</b>	<b>Allegation</b>	<b>Precinct of Occurrence</b>	<b>Borough of Occurrence</b>
Substantiated (Command Discipline A)	Abuse of Authority	Refusal to provide name/shield number	71	Brooklyn
Substantiated (Command Discipline A)	Abuse of Authority	Frisk	71	Brooklyn
Substantiated (Command Discipline A)	Abuse of Authority	Stop	71	Brooklyn
Substantiated (Command Discipline A)	Abuse of Authority	Retaliatory arrest	73	Brooklyn
Substantiated (Command Discipline A)	Abuse of Authority	Retaliatory arrest	73	Brooklyn
Substantiated (Command Discipline A)	Abuse of Authority	Interference with recording	73	Brooklyn
Substantiated (Command Discipline A)	Force	Physical force	73	Brooklyn
Substantiated (Command Discipline A)	Force	Physical force	73	Brooklyn
Substantiated (Command Discipline A)	Force	Physical force	73	Brooklyn
Substantiated (Charges)	Abuse of Authority	Search of Premises	75	Brooklyn
Substantiated (Command Discipline A)	Abuse of Authority	Refusal to process civilian complaint	78	Brooklyn
Substantiated (Command Discipline B)	Abuse of Authority	Vehicle search	79	Brooklyn
Substantiated (Command Discipline B)	Abuse of Authority	Threat to damage/seize property	79	Brooklyn
Substantiated (Command Discipline B)	Abuse of Authority	Refusal to obtain medical treatment	79	Brooklyn
Substantiated (Command Discipline B)	Abuse of Authority	Refusal to obtain medical treatment	79	Brooklyn
Substantiated (Command Discipline B)	Abuse of Authority	Refusal to obtain medical treatment	79	Brooklyn
Substantiated (Command Discipline B)	Abuse of Authority	Refusal to obtain medical treatment	79	Brooklyn
Substantiated (Command Discipline B)	Abuse of Authority	Frisk	83	Brooklyn
Substantiated (Command Discipline B)	Abuse of Authority	Frisk	83	Brooklyn
Substantiated (Command Discipline B)	Abuse of Authority	Frisk	83	Brooklyn
Substantiated (Command Discipline B)	Abuse of Authority	Search (of person)	83	Brooklyn
Substantiated (Command Discipline B)	Abuse of Authority	Search (of person)	83	Brooklyn
Substantiated (Command Discipline B)	Abuse of Authority	Search (of person)	83	Brooklyn
Substantiated (Command Discipline B)	Discourtesy	Word	83	Brooklyn
Substantiated (Command Discipline B)	Discourtesy	Word	83	Brooklyn
Substantiated (Charges)	Offensive Language	Gender	102	Queens
Substantiated (Command Lvl Instructions)	Abuse of Authority	Threat of arrest	105	Queens
Substantiated (Command Lvl Instructions)	Abuse of Authority	Threat of arrest	105	Queens
Substantiated (Command Lvl Instructions)	Abuse of Authority	Threat of force (verbal or physical)	105	Queens
Substantiated (Command Lvl Instructions)	Abuse of Authority	Threat of force (verbal or physical)	105	Queens
Substantiated (Command Lvl Instructions)	Abuse of Authority	Forcible Removal to Hospital	106	Queens
Substantiated (Charges)	Force	Physical force	107	Queens
Substantiated (Command Lvl Instructions)	Discourtesy	Word	108	Queens
Substantiated (Command Lvl Instructions)	Discourtesy	Word	108	Queens
Substantiated (Command Discipline A)	Discourtesy	Word	109	Queens
Substantiated (Command Discipline A)	Offensive Language	Gender	109	Queens
Substantiated (Formalized Training)	Abuse of Authority	Question	111	Queens
Substantiated (Command Discipline B)	Abuse of Authority	Interference with recording	111	Queens
Substantiated (Command Discipline B)	Abuse of Authority	Search of recording device	111	Queens
Substantiated (Command Lvl Instructions)	Abuse of Authority	Sex Miscon (Sexual Harassment, Verbal)	113	Queens
Substantiated (Command Lvl Instructions)	Abuse of Authority	Sex Miscon (Sexual Harassment, Verbal)	113	Queens
Substantiated (Command Lvl Instructions)	Abuse of Authority	Sex Miscon (Sexual/Romantic Proposition)	113	Queens

<b>Board Disposition</b>	<b>FADO Category</b>	<b>Allegation</b>	<b>Precinct of Occurrence</b>	<b>Borough of Occurrence</b>
Substantiated (Command Lvl Instructions)	Abuse of Authority	Photography/Videography	113	Queens
Substantiated (Command Lvl Instructions)	Discourtesy	Word	113	Queens
Substantiated (Charges)	Abuse of Authority	Vehicle stop	114	Brooklyn
Substantiated (Charges)	Abuse of Authority	Retaliatory summons	114	Brooklyn
Substantiated (Charges)	Discourtesy	Action	114	Brooklyn
Substantiated (Command Discipline A)	Abuse of Authority	Threat of arrest	123	Staten Island
Substantiated (Command Discipline A)	Abuse of Authority	Threat of arrest	123	Staten Island
Substantiated (Command Discipline A)	Abuse of Authority	Refusal to provide name/shield number	123	Staten Island
Substantiated (Formalized Training)	Abuse of Authority	Frisk	123	Staten Island
Substantiated (Formalized Training)	Abuse of Authority	Frisk	123	Staten Island
Substantiated (Formalized Training)	Abuse of Authority	Search (of person)	123	Staten Island

## Truncations

A “truncation” is a case that is not fully investigated, either because the complainant/alleged victim withdraws the complaint; is uncooperative with the investigation; is not available for the investigative team to interview; or is never identified. The CCRB constantly seeks to lower the number of truncations.

**Figure 32: Truncated Allegations (January 2019)**

	Withdrawn	Uncooperative	Unavailable	Civilian Unidentified	Pending Litigation*	Total
Force	30	110	45	4	65	254
Abuse of Authority	140	294	69	16	44	563
Discourtesy	33	49	12	3	6	103
Offensive Language	10	11	4	0	0	25
<b>Total</b>	213	464	130	23	115	945

**Figure 33: Truncated CCRB Complaints (January 2019)**

	Withdrawn	Uncooperative	Unavailable	Civilian Unidentified	Pending Litigation*	Total
<b>Total</b>	73	146	51	4	27	301

**Figure 34: Truncated Allegations (YTD 2019)**

	Withdrawn	Uncooperative	Unavailable	Civilian Unidentified	Pending Litigation*	Total
Force	30	110	45	4	65	254
Abuse of Authority	140	294	69	16	44	563
Discourtesy	33	49	12	3	6	103
Offensive Language	10	11	4	0	0	25
<b>Total</b>	213	464	130	23	115	945

**Figure 35: Truncated CCRB Complaints (YTD 2019)**

	Withdrawn	Uncooperative	Unavailable	Civilian Unidentified	Pending Litigation*	Total
<b>Total</b>	73	146	51	4	27	301

\*Pending Litigation is a truncation category added in August 2017. It indicates that the complaint was truncated due to the complainant/alleged victim's attorney.

## Complaints Against Officers Assigned to Police Service Areas

The Police Service Areas (PSA) are commands that police New York City Housing Developments throughout the five boroughs. PSA complaints are defined as complaints that contain at least one FADO allegation against an officer assigned to a PSA command.

**Figure 36: PSA Complaints Closed as % of Total Complaints Closed**

	Jan 2018	Jan 2019	YTD 2018	YTD 2019
PSA Complaints	29	19	29	19
Total Complaints	420	536	420	536
PSA Complaints as % of Total	6.9%	3.5%	6.9%	3.5%

A single PSA complaint may contain allegations against multiple officers assigned to multiple PSA commands. The following table breaks out the different PSAs and shows the number of officers assigned to each PSA against whom FADO allegations have been made.

**Figure 37: Closed Complaints Against Officers Assigned to a PSA**

	Jan 2018	Jan 2019	YTD 2018	YTD 2019
PSA 1	4	4	4	4
PSA 2	13	9	13	9
PSA 3	2	1	2	1
PSA 4	10	7	10	7
PSA 5	2	5	2	5
PSA 6	9	7	9	7
PSA 7	9	0	9	0
PSA 8	4	3	4	3
PSA 9	8	1	8	1
Total	61	37	61	37

Complaints typically contain more than one allegation. The following table shows the allegations made against officers assigned to PSA commands broken out by FADO type.

**Figure 38: Closed Allegations Against Officers Assigned to a PSA by FADO Type**

	Jan 2018		Jan 2019		YTD 2018		YTD 2019	
	Count	% of Total	Count	% of Total	Count	% of Total	Count	% of Total
Force (F)	20	24%	10	22%	20	24%	10	22%
Abuse of Authority (A)	49	59%	29	63%	49	59%	29	63%
Discourtesy (D)	10	12%	1	2%	10	12%	1	2%
Offensive Language (O)	4	5%	6	13%	4	5%	6	13%
Total	83	100%	46	100%	83	100%	46	100%

## Dispositions of Officers Assigned to PSAs

The following tables show the Board disposition of officers assigned to a PSA with a FADO allegation made against them.

**Figure 39: Disposition of PSA Officers (2018 vs 2019)**

	Jan 2018		Jan 2019		YTD 2018		YTD 2019	
<b>Full Investigations</b>	Count	%of Total	Count	%of Total	Count	%of Total	Count	%of Total
Substantiated	3	7%	5	31%	3	7%	5	31%
Exonerated	9	21%	4	25%	9	21%	4	25%
Unfounded	0	0%	0	0%	0	0%	0	0%
Unsubstantiated	30	71%	7	44%	30	71%	7	44%
MOS Unidentified	0	0%	0	0%	0	0%	0	0%
<b>Total - Full Investigations</b>	<b>42</b>		<b>16</b>		<b>42</b>		<b>16</b>	
<b>Mediation Closures</b>	Count	%of Total	Count	%of Total	Count	%of Total	Count	%of Total
Mediated	1	25%	0	0%	1	25%	0	0%
Mediation Attempted	3	75%	0	0%	3	75%	0	0%
<b>Total - ADR Closures</b>	<b>4</b>		<b>0</b>		<b>4</b>		<b>0</b>	
<b>Resolved Case Total</b>	<b>46</b>	<b>75%</b>	<b>16</b>	<b>43%</b>	<b>46</b>	<b>75%</b>	<b>16</b>	<b>43%</b>
<b>Truncations / Other Closures</b>	Count	%of Total	Count	%of Total	Count	%of Total	Count	%of Total
Complaint withdrawn	2	13%	7	33%	2	13%	7	33%
Complainant/Alleged Victim/Witness uncooperative	11	73%	11	52%	11	73%	11	52%
Complainant/Alleged Victim/Witness unavailable	0	0%	1	5%	0	0%	1	5%
Alleged Victim unidentified	0	0%	0	0%	0	0%	0	0%
Closed - Pending Litigation*	2	13%	2	10%	2	13%	2	10%
Miscellaneous	0	0%	0	0%	0	0%	0	0%
Administrative closure*	0	0%	0	0%	0	0%	0	0%
<b>Total - Other Case Dispositions</b>	<b>15</b>		<b>21</b>		<b>15</b>		<b>21</b>	
<b>Total - Closed Cases</b>	<b>61</b>		<b>37</b>		<b>61</b>		<b>37</b>	

\* Closed - Pending Litigation is a truncation category added in August 2017. It indicates that the complaint was truncated due to the complainant/alleged victim's attorney.

\*\*Administrative closure is a special category that deals with NYPD's Internal Affairs Bureau-referred cases or spin off cases with no complainant/alleged victim, and in which CCRB attempts to locate or identify a complainant/alleged victim has yielded no results.

# Mediation Unit

Whenever mediation between a complainant/alleged victim and subject officer is suitable, it is offered by CCRB investigators. If the complainant/alleged victim and subject officer both agree to participate, a neutral, third-party mediator facilitates a conversation between the parties. “Mediation Attempted” refers to a situation in which an officer agrees to mediate and the complainant becomes unavailable (after the complainant initially agreed to mediation). The chart below indicates the number of mediations and attempted mediations in January and this year.

**Figure 40: Mediated Complaints Closed**

	January 2019			YTD 2019		
	Mediated	Mediation Attempted	Total	Mediated	Mediation Attempted	Total
Mediated Complaints	16	43	59	16	43	59

**Figure 41: Mediated FADO Allegations Closed**

	January 2019			YTD 2019		
	Mediated	Mediation Attempted	Total	Mediated	Mediation Attempted	Total
Force	1	7	8	1	7	8
Abuse of Authority	16	57	73	16	57	73
Discourtesy	5	22	27	5	22	27
Offensive Language	1	5	6	1	5	6
Total	23	91	114	23	91	114

**Figure 42: Mediated Complaints By Borough (January 2019)**

	Mediations
Bronx	5
Brooklyn	5
Manhattan	2
Queens	3
Staten Island	1

**Figure 43: Mediated Allegations By Borough (January 2019)**

	Mediations
Bronx	6
Brooklyn	10
Manhattan	3
Queens	3
Staten Island	1



**Figure 44: Mediated Complaints By Precinct  
(Jan 2019 - YTD 2019)**

Precinct	Jan 2019	YTD 2019
14	1	1
22	1	1
44	1	1
46	2	2
47	2	2
62	1	1

**Figure 45: Mediated Allegations By Precinct  
(Jan 2019 - YTD 2019)**

Precinct	Jan 2019	YTD 2019
14	2	2
22	1	1
44	1	1
46	3	3
47	2	2
62	2	2

# Administrative Prosecution Unit

The CCRB's Administrative Prosecution Unit (APU) prosecutes police misconduct cases when the Board has recommended charges, in the NYPD Trial Room. The APU is also able to offer pleas to officers who admit guilt rather than going to trial. Following a plea agreement or the conclusion of a disciplinary trial, cases are sent to the Police Commissioner for final penalties.

**Figure 46: Administrative Prosecution Unit Case Closures**

Disposition Category	Prosecution Disposition	Jan 2019	YTD 2019
Disciplinary Action	Not guilty after trial but Discipline Imposed	0	0
	Guilty after trial	0	0
	Trial verdict dismissed by PC, Comm. Disc. A imposed	0	0
	Trial verdict dismissed by PC, Comm. Disc. B imposed	0	0
	Trial verdict dismissed by PC, Formalized Training imposed	0	0
	Trial verdict dismissed by PC, Instructions imposed	0	0
	Trial verdict reversed by PC, Final verdict Guilty	0	0
	Resolved by plea	0	0
	Plea set aside, Comm. Disc. B	0	0
	Plea set aside, Comm. Disc. A	0	0
	Plea set aside, Formalized Training	0	0
	Plea set aside, Instructions	0	0
	*Retained, with discipline	0	0
	<b>Disciplinary Action Total</b>	<b>0</b>	<b>0</b>
No Disciplinary Action	Not guilty after trial	2	2
	Trial verdict reversed by PC, Final verdict Not Guilty	0	0
	Plea set aside, Without discipline	0	0
	**Retained, without discipline	0	0
	Dismissed by APU	0	0
	SOL Expired in APU	0	0
	<b>No Disciplinary Action Total</b>	<b>2</b>	<b>2</b>
Not Adjudicated	Charges not filed	0	0
	Deceased	0	0
	Other	0	0
	***Previously adjudicated, with discipline	0	0
	***Previously adjudicated, without discipline	0	0
	†Reconsidered by CCRB Board	1	1
	Retired	0	0
	SOL Expired prior to APU	0	0
	<b>Not Adjudicated Total</b>	<b>1</b>	<b>1</b>
	<b>Total Closures</b>	<b>3</b>	<b>3</b>

\*Retained cases are those in which the Department kept jurisdiction pursuant to Section 2 of the April 2, 2012 Memorandum of Understanding between the NYPD and the CCRB.

\*\* When the Department keeps jurisdiction pursuant to Section 2 and does not impose any discipline on the officer, it is the equivalent of a category referred to as "Department Unable to Prosecute" (DUP). Cases are referred to as DUP when the department decides that it will not discipline an officer against whom the Board recommended discipline other than charges.

\*\*\* In some cases, the Department conducts its own investigation and prosecution prior to the completion of the CCRB's investigation. In those cases, the APU does not conduct a second prosecution.

† Under the Board's reconsideration process, an officer who has charges recommended as the penalty for a substantiated allegation may have the recommended penalty changed to something other than charges or have the disposition changed to something other than substantiated. In those cases, the APU ceases its prosecution.

# NYPD Discipline

Under the New York City Charter, the Police Commissioner makes the final decision regarding discipline and the outcome of disciplinary trials.

The first chart reflects NYPD-imposed discipline for cases brought by the APU (Charges).

The chart on the following page reflects cases referred to the Police Commissioner where the Board recommended Command Discipline, Formalized Training or Instructions.

**Figure 47: NYPD Discipline Imposed for Adjudicated APU Cases**

<b>Discipline*</b>	<b>January 2019</b>	<b>YTD 2019</b>
Terminated	0	0
Suspension for or loss of vacation time of 31 or more days and/or Dismissal Probation	0	0
Suspension for or loss of vacation time of 21 to 30 days	0	0
Suspension for or loss of vacation time of 11 to 20 days	0	0
Suspension for or loss of vacation time of 1 to 10 days	0	0
Command Discipline B	0	0
Command Discipline A	0	0
Formalized Training**	0	0
Instructions***	0	0
Warned & Admonished/Reprimanded	0	0
<b>Disciplinary Action† Total</b>	<b>0</b>	<b>0</b>
No Disciplinary Action†	2	2
<b>Adjudicated Total</b>	<b>2</b>	<b>2</b>
<b>Discipline Rate</b>	<b>0%</b>	<b>0%</b>
Not Adjudicated† Total	1	1
<b>Total Closures</b>	<b>3</b>	<b>3</b>

\*Where more than one penalty is imposed on a respondent, it is reported under the more severe penalty.

\*\* Formalized training is conducted by the Police Academy, the NYPD Legal Bureau, or other NYPD Unit.

\*\*\* Instructions are conducted at the command level.

† The case closure types that define the "Disciplinary Action", "No Disciplinary Action" and "Not Adjudicated" categories are listed in Figure 43 on the previous page.

**Figure 48: NYPD Discipline Imposed for Non-APU Cases**

<b>Disposition</b>	<b>Disposition Type*</b>	<b>January 2019</b>	<b>YTD 2019</b>
Disciplinary Action	Terminated	0	0
	Suspension for or loss of vacation time of 31 or more days and/or Dismissal Probation	0	0
	Suspension for or loss of vacation time of 21 to 30 days	0	0
	Suspension for or loss of vacation time of 11 to 20 days	0	0
	Suspension for or loss of vacation time of 1 to 10 days	0	0
	Command Discipline B	1	1
	Command Discipline A	8	8
	Formalized Training**	2	2
	Instructions***	7	7
	Warned & admonished/Reprimanded	0	0
	<b>Total</b>	<b>18</b>	<b>18</b>
No Disciplinary Action	Filed ††	0	0
	SOL Expired	0	0
	Department Unable to Prosecute†††	1	1
	<b>Total</b>	<b>1</b>	<b>1</b>
	<b>Discipline Rate</b>	<b>95%</b>	<b>95%</b>
	<b>DUP Rate</b>	<b>5%</b>	<b>5%</b>

\*Where the respondent is found guilty of charges, and the penalty imposed would fall into more than one of the above listed categories, it is reported under the more severe penalty.

\*\* Formalized training is conducted by the Police Academy, the NYPD Legal Bureau, or other NYPD Unit.

\*\*\* Instructions are conducted at the command level.

† Trial outcomes in non-APU cases typically involve MOS who turned down command discipline, prompting the police department to proceed with charges.

†† "Filed" is a term used when the police department is not required to take action against the subject officer because the officer has resigned or retired from the department, or has been terminated.

††† When the department decides that it will not discipline an officer against whom the Board recommended discipline other than charges, those cases are referred to as "Department Unable to Prosecute," or DUP.

†††† "No Finding" refers to cases which the department reports as "Administratively Closed."

**Figure 49: NYPD Discipline Imposed for Allegations - Non-APU Cases (January 2019)**

Board Disposition	FADO Type	Allegation	Precinct	Borough	NYPD Discipline
Substantiated (Command Discipline A)	A	Retaliatory arrest	9	Manhattan	Command Discipline A
Substantiated (Command Lvl Instructions)	A	Threat to notify ACS	26	Manhattan	Instructions
Substantiated (Command Discipline A)	A	Refusal to process civilian complaint	30	Manhattan	Command Discipline A
Substantiated (Command Discipline B)	F	Physical force	40	Bronx	Command Discipline B
Substantiated (Command Discipline B)	A	Frisk	40	Bronx	Formalized Training
Substantiated (Command Lvl Instructions)	D	Word	41	Bronx	Instructions
Substantiated (Command Lvl Instructions)	A	Refusal to provide name/shield number	48	Bronx	Instructions
Substantiated (Command Lvl Instructions)	A	Refusal to provide name/shield number	48	Bronx	Instructions
Substantiated (Command Discipline A)	A	Frisk	52	Bronx	Command Discipline A
Substantiated (Command Discipline A)	A	Refusal to provide name/shield number	70	Brooklyn	Command Discipline A
Substantiated (Command Discipline A)	A	Refusal to provide name/shield number	70	Brooklyn	Instructions
Substantiated (Command Discipline A)	D	Action	70	Brooklyn	Command Discipline A
Substantiated (Formalized Training)	A	Refusal to process civilian complaint	73	Brooklyn	Command Discipline A
Substantiated (Formalized Training)	A	Refusal to process civilian complaint	73	Brooklyn	Command Discipline A
Substantiated (Command Discipline B)	A	Refusal to provide name/shield number	75	Brooklyn	Command Discipline A
Substantiated (Command Discipline B)	D	Action	75	Brooklyn	Command Discipline A
Substantiated (Command Discipline B)	A	Interference with recording	75	Brooklyn	Command Discipline A
Substantiated (Formalized Training)	A	Search (of person)	79	Brooklyn	Formalized Training
Substantiated (Command Lvl Instructions)	D	Word	81	Brooklyn	Instructions
Substantiated (Command Lvl Instructions)	D	Action	88	Brooklyn	No Discipline
Substantiated (Command Lvl Instructions)	D	Word	113	Queens	Instructions
Substantiated (Command Discipline B)	A	Refusal to provide name/shield number	122	Staten Island	Command Discipline A

**Figure 50: NYPD Discipline Imposed for Allegations - APU Adjudicated Cases (January 2019)**

<b>Board Disposition</b>	<b>FADO Type</b>	<b>Allegation</b>	<b>Precinct</b>	<b>Borough</b>	<b>NYPD Discipline</b>
Substantiated (Charges)	F	Chokehold	40	Bronx	No Discipline ( Not guilty after trial)
Substantiated (Charges)	F	Physical force	40	Bronx	No Discipline ( Not guilty after trial)
Substantiated (Charges)	F	Physical force	40	Bronx	No Discipline ( Not guilty after trial)

## Appendix

Over the years, the CCRB has made many types of data publicly available. In reorganizing the Monthly Report, we do not intend to remove any valuable information from the public domain. However, the Agency believes that some information is essential to place in the main body of the Monthly Report, while more granular charts and figures are better suited to the Appendix. We welcome you to contact the CCRB at [www.nyc.gov](http://www.nyc.gov) or 212-912-7235 if you are having difficulty finding information on CCRB data that was formerly available.

**Figure 51: CCRB Open Docket - Age of CCRB Cases Based On Incident Date**

	January 2019		December 2018		Change	% Change
	Count	% of Total	Count	% of Total		
Cases 0-4 Months	1351	68.7%	1415	69.4%	-64	-4.5%
Cases 5-7 Months	340	17.3%	340	16.7%	0	0.0%
Cases 8 Months	70	3.6%	59	2.9%	11	18.6%
Cases 9 Months	42	2.1%	61	3.0%	-19	-31.1%
Cases 10 Months	51	2.6%	33	1.6%	18	54.5%
Cases 11 Months	25	1.3%	37	1.8%	-12	-32.4%
Cases 12 Months	27	1.4%	17	0.8%	10	58.8%
Cases 13 Months	10	0.5%	13	0.6%	-3	-23.1%
Cases 14 Months	11	0.6%	18	0.9%	-7	-38.9%
Cases 15 Months	11	0.6%	9	0.4%	2	22.2%
Cases 16 Months	7	0.4%	11	0.5%	-4	-36.4%
Cases 17 Months	3	0.2%	4	0.2%	-1	-25.0%
Cases 18 Months	2	0.1%	2	0.1%	0	0.0%
Cases Over 18 Months	16	0.8%	20	1.0%	-4	-20.0%
NA	0	0.0%	0	0.0%	0	NA
<b>Total</b>	<b>1966</b>	<b>100.0%</b>	<b>2039</b>	<b>100.0%</b>	<b>-73</b>	<b>-3.6%</b>

**Figure 52: CCRB Open Docket - Age of CCRB Cases Based On CCRB Received Date**

	January 2019		December 2018			
	Count	% of Total	Count	% of Total	Change	% Change
Cases 0-4 Months	1499	76.2%	1565	76.8%	-66	-4.2%
Cases 5-7 Months	298	15.2%	302	14.8%	-4	-1.3%
Cases 8 Months	54	2.7%	50	2.5%	4	8.0%
Cases 9 Months	38	1.9%	39	1.9%	-1	-2.6%
Cases 10 Months	27	1.4%	26	1.3%	1	3.8%
Cases 11 Months	18	0.9%	15	0.7%	3	20.0%
Cases 12 Months	9	0.5%	7	0.3%	2	28.6%
Cases 13 Months	2	0.1%	10	0.5%	-8	-80.0%
Cases 14 Months	9	0.5%	12	0.6%	-3	-25.0%
Cases 15 Months	6	0.3%	5	0.2%	1	20.0%
Cases 16 Months	3	0.2%	3	0.1%	0	0.0%
Cases 17 Months	0	0.0%	0	0.0%	0	NA
Cases 18 Months	0	0.0%	0	0.0%	0	NA
Cases Over 18 Months	3	0.2%	5	0.2%	-2	-40.0%
NA	0	0.0%	0	0.0%	0	NA
<b>Total</b>	<b>1966</b>	<b>100.0%</b>	<b>2039</b>	<b>100.0%</b>	<b>-73</b>	<b>-3.6%</b>



**Figure 53: CCRB Investigations Docket - Age of CCRB Cases Based On Incident Date**

	January 2019		December 2018			
	Count	% of Total	Count	% of Total	Change	% Change
Cases 0-4 Months	867	72.9%	847	74.1%	20	2.4%
Cases 5-7 Months	179	15.1%	165	14.4%	14	8.5%
Cases 8 Months	39	3.3%	23	2.0%	16	69.6%
Cases 9 Months	19	1.6%	28	2.4%	-9	-32.1%
Cases 10 Months	23	1.9%	18	1.6%	5	27.8%
Cases 11 Months	14	1.2%	16	1.4%	-2	-12.5%
Cases 12 Months	13	1.1%	5	0.4%	8	160.0%
Cases 13 Months	4	0.3%	6	0.5%	-2	-33.3%
Cases 14 Months	6	0.5%	7	0.6%	-1	-14.3%
Cases 15 Months	6	0.5%	5	0.4%	1	20.0%
Cases 16 Months	4	0.3%	6	0.5%	-2	-33.3%
Cases 17 Months	1	0.1%	3	0.3%	-2	-66.7%
Cases 18 Months	2	0.2%	1	0.1%	1	100.0%
Cases Over 18 Months	12	1.0%	13	1.1%	-1	-7.7%
NA	0	0.0%	0	0.0%	0	NA
<b>Total</b>	<b>1189</b>	<b>100.0%</b>	<b>1143</b>	<b>100.0%</b>	<b>46</b>	<b>4.0%</b>

**Figure 54: CCRB DA Hold Docket - Age of CCRB Cases Based On Incident Date**

	January 2019	
	Count	% of Total
Cases 0-4 Months	3	25.0%
Cases 5-7 Months	1	8.3%
Cases 8 Months	0	0.0%
Cases 9 Months	0	0.0%
Cases 10 Months	0	0.0%
Cases 11 Months	0	0.0%
Cases 12 Months	2	16.7%
Cases 13 Months	0	0.0%
Cases 14 Months	0	0.0%
Cases 15 Months	1	8.3%
Cases 16 Months	1	8.3%
Cases 17 Months	0	0.0%
Cases 18 Months	1	8.3%
Cases Over 18 Months	3	25.0%
NA	0	0.0%
<b>Total</b>	<b>12</b>	<b>100.0%</b>

**Figure 55: Disposition of Force Allegations (YTD 2019)**

Force Allegation	Substantiated		Exonerated		Unsubstantiated		Unfounded		Officer Unidentified		Miscellaneous	
	Count	%	Count	%	Count	%	Count	%	Count	%	Count	%
Gun Pointed	0	0%	8	88.9%	0	0%	0	0%	1	11.1%	0	0%
Gun fired	0	0%	2	100%	0	0%	0	0%	0	0%	0	0%
Nightstick as club (incl asp & baton)	0	0%	1	25%	1	25%	1	25%	1	25%	0	0%
Gun as club	0	0.0%	0	0.0%	0	0.0%	0	0.0%	0	0.0%	0	0.0%
Radio as club	0	0%	0	0%	0	0%	1	100%	0	0%	0	0%
Flashlight as club	0	0.0%	0	0.0%	0	0.0%	0	0.0%	0	0.0%	0	0.0%
Police shield	1	50%	0	0%	0	0%	1	50%	0	0%	0	0%
Vehicle	0	0%	0	0%	1	100%	0	0%	0	0%	0	0%
Other blunt instrument as a club	0	0%	0	0%	0	0%	1	100%	0	0%	0	0%
Hit against inanimate object	1	9.1%	5	45.5%	5	45.5%	0	0%	0	0%	0	0%
Chokehold	1	11.1%	0	0%	4	44.4%	3	33.3%	1	11.1%	0	0%
Pepper spray	0	0%	0	0%	0	0%	0	0%	1	100%	0	0%
Physical force	10	9.5%	46	43.8%	30	28.6%	11	10.5%	8	7.6%	0	0%
Handcuffs too tight	0	0%	0	0%	1	100%	0	0%	0	0%	0	0%
Nonlethal restraining device	2	28.6%	4	57.1%	1	14.3%	0	0%	0	0%	0	0%
Animal	0	0.0%	0	0.0%	0	0.0%	0	0.0%	0	0.0%	0	0.0%
Other	0	0%	2	33.3%	2	33.3%	2	33.3%	0	0%	0	0%
Restricted Breathing	0	0%	0	0%	2	28.6%	3	42.9%	2	28.6%	0	0%
<b>Total</b>	<b>15</b>	<b>9%</b>	<b>68</b>	<b>40.7%</b>	<b>47</b>	<b>28.1%</b>	<b>23</b>	<b>13.8%</b>	<b>14</b>	<b>8.4%</b>	<b>0</b>	<b>0%</b>

**Figure 56: Disposition of Abuse of Authority Allegations (YTD 2019)**

Abuse of Authority Allegation	Substantiated		Exonerated		Unsubstantiated		Unfounded		Officer Unidentified		Miscellaneous	
	Count	%	Count	%	Count	%	Count	%	Count	%	Count	%
Gun Drawn	1	14.3%	2	28.6%	3	42.9%	1	14.3%	0	0%	0	0%
Entry of Premises	10	16.1%	47	75.8%	3	4.8%	0	0%	2	3.2%	0	0%
Strip-searched	2	16.7%	0	0%	7	58.3%	0	0%	3	25%	0	0%
Vehicle stop	1	4%	9	36%	10	40%	0	0%	5	20%	0	0%
Vehicle search	4	20%	8	40%	5	25%	0	0%	3	15%	0	0%
Premises entered and/or searched	0	0%	5	83.3%	0	0%	0	0%	1	16.7%	0	0%
Threat of summons	1	25%	0	0%	2	50%	1	25%	0	0%	0	0%
Threat of arrest	5	9.4%	17	32.1%	25	47.2%	3	5.7%	3	5.7%	0	0%
Threat to notify ACS	0	0%	6	100%	0	0%	0	0%	0	0%	0	0%
Threat of force (verbal or physical)	2	10%	5	25%	9	45%	4	20%	0	0%	0	0%
Threat to damage/seize property	3	30%	4	40%	3	30%	0	0%	0	0%	0	0%
Property damaged	3	15%	2	10%	8	40%	1	5%	6	30%	0	0%
Refusal to process civilian complaint	1	16.7%	0	0%	3	50%	2	33.3%	0	0%	0	0%
Refusal to provide name/shield number	5	13.9%	0	0%	22	61.1%	6	16.7%	3	8.3%	0	0%
Retaliatory arrest	2	100%	0	0%	0	0%	0	0%	0	0%	0	0%
Retaliatory summons	2	100%	0	0%	0	0%	0	0%	0	0%	0	0%
Refusal to obtain medical treatment	4	30.8%	0	0%	2	15.4%	5	38.5%	2	15.4%	0	0%
Improper dissemination of medical info	0	0.0%	0	0.0%	0	0.0%	0	0.0%	0	0.0%	0	0.0%
Other	3	60%	1	20%	1	20%	0	0%	0	0%	0	0%
Seizure of property	3	23.1%	4	30.8%	3	23.1%	0	0%	3	23.1%	0	0%
Refusal to show search warrant	0	0%	1	14.3%	5	71.4%	0	0%	1	14.3%	0	0%
Frisk	15	38.5%	9	23.1%	9	23.1%	1	2.6%	5	12.8%	0	0%
Search (of person)	7	22.6%	12	38.7%	10	32.3%	0	0%	2	6.5%	0	0%
Stop	15	29.4%	24	47.1%	9	17.6%	0	0%	3	5.9%	0	0%
Question	1	12.5%	0	0%	4	50%	0	0%	3	37.5%	0	0%
Refusal to show arrest warrant	0	0.0%	0	0.0%	0	0.0%	0	0.0%	0	0.0%	0	0.0%
Interference with recording	2	28.6%	1	14.3%	2	28.6%	0	0%	2	28.6%	0	0%
Search of recording device	1	20%	0	0%	3	60%	1	20%	0	0%	0	0%
Electronic device information deletion	0	0%	0	0%	2	100%	0	0%	0	0%	0	0%

Forcible Removal to Hospital	3	10.7%	23	82.1%	2	7.1%	0	0%	0	0%	0	0%
Threat re: removal to hospital	0	0%	0	0%	3	100%	0	0%	0	0%	0	0%
Threat re: immigration status	0	0.0%	0	0.0%	0	0.0%	0	0.0%	0	0.0%	0	0.0%
Disseminated immigration status	0	0.0%	0	0.0%	0	0.0%	0	0.0%	0	0.0%	0	0.0%
Questioned immigration status	0	0.0%	0	0.0%	0	0.0%	0	0.0%	0	0.0%	0	0.0%
Search of Premises	5	12.8%	26	66.7%	5	12.8%	1	2.6%	2	5.1%	0	0%
Sex Miscon (Sexual Harassment, Verbal)	2	50%	0	0%	2	50%	0	0%	0	0%	0	0%
Sex Miscon (Sexual Harassment, Gesture)	0	0%	0	0%	1	100%	0	0%	0	0%	0	0%
Sexual Misconduct (Sexual Humiliation)	0	0%	0	0%	1	50%	0	0%	1	50%	0	0%
Sex Miscon (Sexual/Romantic Proposition)	1	33.3%	0	0%	2	66.7%	0	0%	0	0%	0	0%
Sex Miscon (Sexually Motivated Arrest)	0	0.0%	0	0.0%	0	0.0%	0	0.0%	0	0.0%	0	0.0%
Sex Miscon (Sexually Motivated Stop)	0	0.0%	0	0.0%	0	0.0%	0	0.0%	0	0.0%	0	0.0%
Sex Miscon (Sexually Motivated Frisk)	0	0.0%	0	0.0%	0	0.0%	0	0.0%	0	0.0%	0	0.0%
Sex Miscon (Sexually Motivated Search)	0	0.0%	0	0.0%	0	0.0%	0	0.0%	0	0.0%	0	0.0%
Sex Miscon (Sexually Motiv Strip-Search)	0	0.0%	0	0.0%	0	0.0%	0	0.0%	0	0.0%	0	0.0%
Sex Miscon (Sexually Motiv Vehicle Stop)	0	0.0%	0	0.0%	0	0.0%	0	0.0%	0	0.0%	0	0.0%
Sex Miscon (Sexually Motiv Photo/Video)	0	0.0%	0	0.0%	0	0.0%	0	0.0%	0	0.0%	0	0.0%
Sex Miscon (Sexually Motivated Summons)	0	0.0%	0	0.0%	0	0.0%	0	0.0%	0	0.0%	0	0.0%
Photography/Videography	1	33.3%	0	0%	1	33.3%	0	0%	1	33.3%	0	0%
Body Cavity Searches	0	0.0%	0	0.0%	0	0.0%	0	0.0%	0	0.0%	0	0.0%
Refusal to provide name	0	0%	0	0%	6	60%	1	10%	3	30%	0	0%
Refusal to provide shield number	0	0%	0	0%	3	50%	0	0%	3	50%	0	0%
Failure to provide RTKA card	0	0.0%	0	0.0%	0	0.0%	0	0.0%	0	0.0%	0	0.0%
<b>Total</b>	<b>105</b>	<b>18.4%</b>	<b>206</b>	<b>36.1%</b>	<b>176</b>	<b>30.8%</b>	<b>27</b>	<b>4.7%</b>	<b>57</b>	<b>10%</b>	<b>0</b>	<b>0%</b>

**Figure 57: Disposition of Discourtesy Allegations (YTD 2019)**

Discourtesy Allegation	Substantiated		Exonerated		Unsubstantiated		Unfounded		Officer Unidentified		Miscellaneous	
	Count	%	Count	%	Count	%	Count	%	Count	%	Count	%
Word	12	13.8%	2	2.3%	42	48.3%	15	17.2%	16	18.4%	0	0%
Gesture	0	0.0%	0	0.0%	0	0.0%	0	0.0%	0	0.0%	0	0.0%
Demeanor/tone	0	0.0%	0	0.0%	0	0.0%	0	0.0%	0	0.0%	0	0.0%
Action	1	16.7%	0	0%	3	50%	1	16.7%	1	16.7%	0	0%
Other	0	0.0%	0	0.0%	0	0.0%	0	0.0%	0	0.0%	0	0.0%
<b>Total</b>	<b>13</b>	<b>14%</b>	<b>2</b>	<b>2.2%</b>	<b>45</b>	<b>48.4%</b>	<b>16</b>	<b>17.2%</b>	<b>17</b>	<b>18.3%</b>	<b>0</b>	<b>0%</b>

**Figure 58: Disposition of Offensive Language Allegations (YTD 2019)**

Offensive Language Allegation	Substantiated		Exonerated		Unsubstantiated		Unfounded		Officer Unidentified		Miscellaneous	
	Count	%	Count	%	Count	%	Count	%	Count	%	Count	%
Race	0	0%	0	0%	5	83.3%	1	16.7%	0	0%	0	0%
Ethnicity	0	0%	0	0%	2	100%	0	0%	0	0%	0	0%
Religion	0	0.0%	0	0.0%	0	0.0%	0	0.0%	0	0.0%	0	0.0%
Sexual orientation	0	0%	0	0%	1	50%	1	50%	0	0%	0	0%
Physical disability	0	0.0%	0	0.0%	0	0.0%	0	0.0%	0	0.0%	0	0.0%
Other	0	0%	0	0%	2	66.7%	1	33.3%	0	0%	0	0%
Gender Identity	0	0%	0	0%	1	100%	0	0%	0	0%	0	0%
Gender	1	25%	0	0%	3	75%	0	0%	0	0%	0	0%
<b>Total</b>	<b>1</b>	<b>5.6%</b>	<b>0</b>	<b>0%</b>	<b>14</b>	<b>77.8%</b>	<b>3</b>	<b>16.7%</b>	<b>0</b>	<b>0%</b>	<b>0</b>	<b>0%</b>

**Figure 59: Administrative Prosecutions Unit Open Docket (January 2019)**

<b>Case Stage</b>	<b>Cases</b>	<b>Percent</b>
Case Off Calendar - Subsequent Appearance Pending	0	0%
Trial commenced	0	0%
Awaiting filing of charges	22	23%
Charges filed, awaiting service	22	23%
Charges served, CORD/SoEH/DCS pending	36	38%
Charges served, Conference Date Requested	3	3%
Calendared for court appearance	2	2%
Trial scheduled	8	8%
Plea agreed - paperwork pending	3	3%
<b>Total</b>	<b>96</b>	<b>100%</b>

CORD is the CO's Report on MOS facing discipline.  
 SoEH is the Summary of Employment History.  
 DCS is the Disciplinary Cover Sheet.

**Figure 60: Administrative Prosecutions Unit Cases Awaiting Final Disposition (January 2019)**

<b>Case Stage</b>	<b>Cases</b>	<b>Percent</b>
Disposition modified, awaiting final disp.	1	4%
Plea filed - awaiting approval by PC	15	63%
Verdict rendered - awaiting approval by PC	2	8%
Verdict rendered - Fogel response due	0	0%
Trial completed, awaiting verdict	6	25%
<b>Total</b>	<b>24</b>	<b>100%</b>

A Fogel response is a letter to the Trial Commissioner with comments from the CCRB on the Trial Commissioner's report and recommendation.



**Figure 61: Officers With CCRB Complaints Closed in 2019 by Command**

<b>Patrol Services Bureau</b>	<b>Substantiated MOS Jan 2019</b>	<b>Substantiated MOS YTD 2019</b>	<b>Total MOS Jan 2019</b>	<b>Total MOS YTD 2019</b>
Patrol Borough Manhattan South Total	1	1	30	30
Patrol Borough Manhattan North Total	10	10	63	63
Patrol Borough Bronx Total	12	12	117	117
Patrol Borough Brooklyn South Total	7	7	69	69
Patrol Borough Brooklyn North Total	8	8	108	108
Patrol Borough Queens South Total	6	6	76	76
Patrol Borough Queens North Total	4	4	31	31
Patrol Borough Staten Island Total	1	1	26	26
Special Operations Division Total	1	1	8	8
Other Patrol Services Bureau Commands Total	0	0	0	0
<b>Total</b>	<b>50</b>	<b>50</b>	<b>528</b>	<b>528</b>
<b>Other Bureaus</b>				
Traffic Control Division Total	0	0	8	8
Transit Bureau Total	1	1	29	29
Housing Bureau Total	5	5	38	38
Organized Crime Control Bureau Total	7	7	22	22
Detective Bureau Total	0	0	28	28
Other Bureaus Total	1	1	12	12
<b>Total</b>	<b>14</b>	<b>14</b>	<b>137</b>	<b>137</b>
<b>Other Commands</b>				
Deputy Commissioners and Miscellaneous Commands Total	1	1	5	5
Undetermined	0	0	6	6
<b>Total</b>	<b>65</b>	<b>65</b>	<b>676</b>	<b>676</b>

Table shows MOS command as recorded at the time of complaint.

**Figure 62A: Officers With CCRB Complaints Closed in 2019 by Command - Patrol Borough Manhattan South**

<b>Manhattan South</b>	<b>Substantiated MOS Jan 2019</b>	<b>Substantiated MOS YTD 2019</b>	<b>Total MOS Jan 2019</b>	<b>Total MOS YTD 2019</b>
001 Precinct	0	0	1	1
005 Precinct	0	0	3	3
006 Precinct	0	0	5	5
007 Precinct	0	0	4	4
009 Precinct	0	0	2	2
010 Precinct	0	0	3	3
013 Precinct	0	0	1	1
Midtown South Precinct	0	0	5	5
017 Precinct	0	0	1	1
Midtown North Precinct	0	0	1	1
<b>Precincts Total</b>	<b>0</b>	<b>0</b>	<b>26</b>	<b>26</b>
Patrol Borough Manhattan South Task Force	0	0	0	0
Patrol Borough Manhattan South HQ	1	1	4	4
Patrol Borough Manhattan South Anti-Crime Unit	0	0	0	0
<b>Patrol Borough Manhattan South Total</b>	<b>1</b>	<b>1</b>	<b>30</b>	<b>30</b>

Table shows MOS command as recorded at the time of complaint.

**Figure 62B: Officers With CCRB Complaints Closed in 2019 by Command - Patrol Borough Manhattan North**

<b>Manhattan North</b>	<b>Substantiated MOS Jan 2019</b>	<b>Substantiated MOS YTD 2019</b>	<b>Total MOS Jan 2019</b>	<b>Total MOS YTD 2019</b>
019 Precinct	2	2	5	5
020 Precinct	0	0	0	0
023 Precinct	0	0	6	6
024 Precinct	0	0	2	2
025 Precinct	0	0	10	10
026 Precinct	0	0	3	3
Central Park Precinct	0	0	1	1
028 Precinct	2	2	3	3
030 Precinct	1	1	3	3
032 Precinct	1	1	2	2
033 Precinct	0	0	2	2
034 Precinct	4	4	21	21
<b>Precincts Total</b>	<b>10</b>	<b>10</b>	<b>58</b>	<b>58</b>
Patrol Borough Manhattan North Task Force	0	0	0	0
Patrol Borough Manhattan North HQ	0	0	1	1
Patrol Borough Manhattan North Anti-Crime Unit	0	0	4	4
Manhattan North Impact Response Team	0	0	0	0
<b>Patrol Borough Manhattan North Total</b>	<b>10</b>	<b>10</b>	<b>63</b>	<b>63</b>

Table shows MOS command as recorded at the time of complaint.

**Figure 62C: Officers With CCRB Complaints Closed in 2019 by Command - Patrol Borough Bronx**

<b>Bronx</b>	<b>Substantiated MOS Jan 2019</b>	<b>Substantiated MOS YTD 2019</b>	<b>Total MOS Jan 2019</b>	<b>Total MOS YTD 2019</b>
040 Precinct	1	1	9	9
041 Precinct	1	1	13	13
042 Precinct	0	0	8	8
043 Precinct	5	5	13	13
044 Precinct	1	1	5	5
045 Precinct	0	0	7	7
046 Precinct	0	0	11	11
047 Precinct	2	2	19	19
048 Precinct	2	2	14	14
049 Precinct	0	0	5	5
050 Precinct	0	0	2	2
052 Precinct	0	0	10	10
<b>Precincts Total</b>	<b>12</b>	<b>12</b>	<b>116</b>	<b>116</b>
Patrol Borough Bronx Task Force	0	0	0	0
Patrol Borough Bronx HQ	0	0	1	1
Patrol Borough Bronx Anti-Crime Unit	0	0	0	0
Bronx Impact Response Team	0	0	0	0
<b>Patrol Borough Bronx Total</b>	<b>12</b>	<b>12</b>	<b>117</b>	<b>117</b>

Table shows MOS command as recorded at the time of complaint.

**Figure 62D: Officers With CCRB Complaints Closed in 2019 by Command - Patrol Borough Brooklyn South**

<b>Brooklyn South</b>	<b>Substantiated MOS Jan 2019</b>	<b>Substantiated MOS YTD 2019</b>	<b>Total MOS Jan 2019</b>	<b>Total MOS YTD 2019</b>
060 Precinct	1	1	5	5
061 Precinct	0	0	1	1
062 Precinct	0	0	6	6
063 Precinct	0	0	2	2
066 Precinct	0	0	1	1
067 Precinct	0	0	9	9
068 Precinct	0	0	2	2
069 Precinct	2	2	7	7
070 Precinct	0	0	6	6
071 Precinct	2	2	20	20
072 Precinct	0	0	4	4
076 Precinct	0	0	0	0
078 Precinct	1	1	3	3
<b>Precincts Total</b>	<b>6</b>	<b>6</b>	<b>66</b>	<b>66</b>
Patrol Borough Brooklyn South Task Force	0	0	0	0
Patrol Borough Brooklyn South HQ	0	0	0	0
Patrol Borough Brooklyn South Anti-Crime Unit	1	1	3	3
Brooklyn South Impact Response Team	0	0	0	0
<b>Patrol Borough Brooklyn South Total</b>	<b>7</b>	<b>7</b>	<b>69</b>	<b>69</b>

Table shows MOS command as recorded at the time of complaint.

**Figure 62E: Officers With CCRB Complaints Closed in 2019 by Command - Patrol Borough Brooklyn North**

<b>Brooklyn North</b>	<b>Substantiated MOS Jan 2019</b>	<b>Substantiated MOS YTD 2019</b>	<b>Total MOS Jan 2019</b>	<b>Total MOS YTD 2019</b>
073 Precinct	2	2	15	15
075 Precinct	0	0	19	19
077 Precinct	0	0	23	23
079 Precinct	3	3	12	12
081 Precinct	0	0	13	13
083 Precinct	3	3	6	6
084 Precinct	0	0	6	6
088 Precinct	0	0	3	3
090 Precinct	0	0	10	10
094 Precinct	0	0	1	1
<b>Precincts Total</b>	<b>8</b>	<b>8</b>	<b>108</b>	<b>108</b>
Patrol Borough Brooklyn North Task Force	0	0	0	0
Patrol Borough Brooklyn North HQ	0	0	0	0
Patrol Borough Brooklyn North Anti-Crime Unit	0	0	0	0
Brooklyn North Impact Response Team	0	0	0	0
<b>Patrol Borough Brooklyn North Total</b>	<b>8</b>	<b>8</b>	<b>108</b>	<b>108</b>

Table shows MOS command as recorded at the time of complaint.

**Figure 62F: Officers With CCRB Complaints Closed in 2019 by Command - Patrol Borough Queens South**

<b>Queens South</b>	<b>Substantiated MOS Jan 2019</b>	<b>Substantiated MOS YTD 2019</b>	<b>Total MOS Jan 2019</b>	<b>Total MOS YTD 2019</b>
100 Precinct	0	0	8	8
101 Precinct	0	0	6	6
102 Precinct	1	1	5	5
103 Precinct	0	0	14	14
105 Precinct	2	2	12	12
106 Precinct	1	1	5	5
107 Precinct	1	1	9	9
113 Precinct	1	1	17	17
<b>Precincts Total</b>	<b>6</b>	<b>6</b>	<b>76</b>	<b>76</b>
Patrol Borough Queens South Task Force	0	0	0	0
Patrol Borough Queens South HQ	0	0	0	0
Patrol Borough Queens South Anti-Crime Unit	0	0	0	0
Queens South Impact Response Team	0	0	0	0
<b>Patrol Borough Queens South Total</b>	<b>6</b>	<b>6</b>	<b>76</b>	<b>76</b>

Table shows MOS command as recorded at the time of complaint.

**Figure 62G: Officers With CCRB Complaints Closed in 2019 by Command - Patrol Borough Queens North**

<b>Queens North</b>	<b>Substantiated MOS Jan 2019</b>	<b>Substantiated MOS YTD 2019</b>	<b>Total MOS Jan 2019</b>	<b>Total MOS YTD 2019</b>
104 Precinct	0	0	8	8
108 Precinct	0	0	0	0
109 Precinct	1	1	4	4
110 Precinct	0	0	2	2
111 Precinct	2	2	5	5
112 Precinct	0	0	0	0
114 Precinct	1	1	5	5
115 Precinct	0	0	7	7
<b>Precincts Total</b>	<b>4</b>	<b>4</b>	<b>31</b>	<b>31</b>
Patrol Borough Queens North Task Force	0	0	0	0
Patrol Borough Queens North HQ	0	0	0	0
Patrol Borough Queens North Anti-Crime Unit	0	0	0	0
<b>Patrol Borough Queens North Total</b>	<b>4</b>	<b>4</b>	<b>31</b>	<b>31</b>

Table shows MOS command as recorded at the time of complaint.



**Figure 62H: Officers With CCRB Complaints Closed in 2019 by Command - Patrol Borough Staten Island**

<b>Staten Island</b>	<b>Substantiated MOS Jan 2019</b>	<b>Substantiated MOS YTD 2019</b>	<b>Total MOS Jan 2019</b>	<b>Total MOS YTD 2019</b>
120 Precinct	0	0	17	17
122 Precinct	0	0	4	4
123 Precinct	1	1	2	2
121 Precinct	0	0	3	3
<b>Precincts Total</b>	<b>1</b>	<b>1</b>	<b>26</b>	<b>26</b>
Patrol Borough Staten Island Task Force	0	0	0	0
Patrol Borough Staten Island HQ	0	0	0	0
Patrol Borough Staten Island Anti-Crime Unit	0	0	0	0
Staten Island Housing Unit	0	0	0	0
Staten Island Court Section	0	0	0	0
Staten Island Impact Response Team	0	0	0	0
<b>Patrol Borough Staten Island Total</b>	<b>1</b>	<b>1</b>	<b>26</b>	<b>26</b>

Table shows MOS command as recorded at the time of complaint.

**Figure 62I: Officers With CCRB Complaints Closed in 2019 by Command - Special Operations Division**

<b>Special Operations</b>	<b>Substantiated MOS Jan 2019</b>	<b>Substantiated MOS YTD 2019</b>	<b>Total MOS Jan 2019</b>	<b>Total MOS YTD 2019</b>
Emergency Services Unit and Squads 1-10	1	1	6	6
Harbor Unit	0	0	0	0
Aviation Unit	0	0	0	0
Canine Team	0	0	0	0
Mounted Unit	0	0	0	0
2 SOD Strategic Response Group	0	0	2	2
Special Operations Division Headquarters	0	0	0	0
<b>Special Operations Division Total</b>	<b>1</b>	<b>1</b>	<b>8</b>	<b>8</b>

Table shows MOS command as recorded at the time of complaint.

**Figure 62J: Officers With CCRB Complaints Closed in 2019 by Command - Other Patrol Services Bureau Commands**

<b>Other Patrol Services Bureau Commands</b>	<b>Substantiated MOS Jan 2019</b>	<b>Substantiated MOS YTD 2019</b>	<b>Total MOS Jan 2019</b>	<b>Total MOS YTD 2019</b>
Chiefs Office	0	0	0	0
Special Operations Division Taxi Unit	0	0	0	0
<b>Other Patrol Services Bureau Commands Total</b>	<b>0</b>	<b>0</b>	<b>0</b>	<b>0</b>

Table shows MOS command as recorded at the time of complaint.

**Figure 62K: Officers With CCRB Complaints Closed in 2019 by Command - Traffic Control Division**

<b>Traffic Control Division</b>	<b>Substantiated MOS Jan 2019</b>	<b>Substantiated MOS YTD 2019</b>	<b>Total MOS Jan 2019</b>	<b>Total MOS YTD 2019</b>
Traffic Control Division - Headquarters Command	0	0	0	0
Manhattan Traffic Task Force	0	0	5	5
Brooklyn Traffic Task Force	0	0	0	0
Bronx Traffic Task Force	0	0	0	0
Queens Traffic Task Force	0	0	0	0
Surface Transportation Enforcement Division (STED)	0	0	1	1
Bus Unit	0	0	0	0
Traffic Control Parking Enforcement District	0	0	0	0
Traffic Control Tow Units	0	0	0	0
Traffic Control Summons Enforcement	0	0	0	0
Traffic Command Intersection Control	0	0	0	0
Traffic Control Intelligence Unit	0	0	0	0
Highway District	0	0	0	0
Highway Unit #1	0	0	1	1
Highway Unit #2	0	0	1	1
Highway Unit #3	0	0	0	0
Highway Unit #4	0	0	0	0
Highway Unit #5	0	0	0	0
Highway Safety Enforcement Unit	0	0	0	0
Movie and TV Unit	0	0	0	0
<b>Traffic Control Division Total</b>	<b>0</b>	<b>0</b>	<b>8</b>	<b>8</b>

Table shows MOS command as recorded at the time of complaint.

**Figure 62L: Officers With CCRB Complaints Closed in 2019 by Command - Transit Bureau**

<b>Transit Bureau</b>	<b>Substantiated MOS Jan 2019</b>	<b>Substantiated MOS YTD 2019</b>	<b>Total MOS Jan 2019</b>	<b>Total MOS YTD 2019</b>
Transit Bureau Headquarters	0	0	0	0
Transit Bureau Authority Liaison	0	0	0	0
Transit Bureau Inspections	0	0	0	0
Transit Bureau Spec. Invest. Unit	0	0	0	0
Transit Bureau Crime Analysis	0	0	0	0
Transit Bureau Patrol Operations	0	0	0	0
Transit Bureau Manhattan	0	0	0	0
Transit Bureau Bronx	0	0	0	0
Transit Bureau Queens	0	0	0	0
Transit Bureau Brooklyn	0	0	0	0
TB DT01	0	0	1	1
TB DT02	0	0	1	1
TB DT03	1	1	6	6
TB DT04	0	0	1	1
TB DT11	0	0	2	2
TB DT12	0	0	1	1
TB DT20	0	0	0	0
TB DT23	0	0	1	1
TB DT30	0	0	1	1
TB DT32	0	0	0	0
TB DT33	0	0	4	4
TB DT34	0	0	0	0
Transit Bureau Manhattan Task Force	0	0	1	1
Transit Bureau Bronx Task Force	0	0	1	1
Transit Bureau Queens Task Force	0	0	0	0
Transit Bureau Brooklyn Task Force	0	0	0	0
Transit Bureau Homeless Outreach Unit	0	0	0	0
Transit Division Canine Unit	0	0	0	0
Transit Bureau Vandal Unit	0	0	0	0
Transit Bureau Special Operations Unit	0	0	2	2
TB Anti-Terrorism	0	0	7	7
Transportation Bureau and Transit Other Commands	0	0	0	0
<b>Transit Bureau Total</b>	<b>1</b>	<b>1</b>	<b>29</b>	<b>29</b>

Table shows MOS command as recorded at the time of complaint.

**Figure 62M: Officers With CCRB Complaints Closed in 2019 by Command - Housing Bureau**

<b>Housing Bureau</b>	<b>Substantiated MOS Jan 2019</b>	<b>Substantiated MOS YTD 2019</b>	<b>Total MOS Jan 2019</b>	<b>Total MOS YTD 2019</b>
Housing Bureau (Office of the Chief Command Center)	0	0	0	0
Housing Bureau Special Operations Section	0	0	0	0
PSA 1	0	0	4	4
PSA 2	0	0	7	7
PSA 3	0	0	1	1
PSA 4	3	3	8	8
PSA 5	0	0	5	5
PSA 6	2	2	7	7
PSA 7	0	0	0	0
PSA 8	0	0	3	3
PSA 9	0	0	3	3
Housing Bureau Brooklyn/Staten Island	0	0	0	0
Housing Bureau Manhattan	0	0	0	0
Housing Bureau Bronx/Queens	0	0	0	0
Housing Bureau Investigations	0	0	0	0
Housing Bureau Elevator Vandalism Unit	0	0	0	0
Housing Bureau Operations and Misc. Commands	0	0	0	0
<b>Housing Bureau Total</b>	<b>5</b>	<b>5</b>	<b>38</b>	<b>38</b>
Housing Borough Brooklyn Impact Response Team	0	0	0	0
Housing Borough Manhattan Impact Response Team	0	0	0	0
Housing Borough Bronx/Queens Impact Response Team	0	0	0	0
<b>Housing Bureau Total</b>	<b>5</b>	<b>5</b>	<b>38</b>	<b>38</b>

Table shows MOS command as recorded at the time of complaint.

**Figure 62N: Officers With CCRB Complaints Closed in 2019 by Command - Organized Crime Control Bureau**

<b>Organized Crime Control Bureau</b>	<b>Substantiated MOS Jan 2019</b>	<b>Substantiated MOS YTD 2019</b>	<b>Total MOS Jan 2019</b>	<b>Total MOS YTD 2019</b>
Queens Narcotics	1	1	5	5
Manhattan North Narcotics	3	3	4	4
Manhattan South Narcotics	1	1	2	2
Bronx Narcotics	0	0	1	1
Staten Island Narcotics	2	2	3	3
Brooklyn North Narcotics	0	0	3	3
Brooklyn South Narcotics	0	0	2	2
Narcotics Headquarters	0	0	0	0
Auto Crime Division	0	0	0	0
Vice Enforcement Division	0	0	0	0
Drug Enforcement Task Force	0	0	0	0
Organized Crime Headquarters	0	0	2	2
<b>Organized Crime Control Bureau Total</b>	<b>7</b>	<b>7</b>	<b>22</b>	<b>22</b>

Table shows MOS command as recorded at the time of complaint.

**Figure 620: Officers With CCRB Complaints Closed in 2019 by Command - Detective Bureau**

<b>Detective Bureau</b>	<b>Substantiated MOS Jan 2019</b>	<b>Substantiated MOS YTD 2019</b>	<b>Total MOS Jan 2019</b>	<b>Total MOS YTD 2019</b>
Detective Bureau Headquarters	0	0	0	0
Central Investigation and Resource Division	0	0	1	1
Special Investigations Division	0	0	1	1
Special Victims Division	0	0	1	1
Forensic Investigations Division	0	0	0	0
Fugitive Enforcement Division	0	0	0	0
Gang Division	0	0	5	5
Detective Borough Bronx	0	0	6	6
Detective Borough Manhattan	0	0	6	6
Detective Borough Brooklyn	0	0	2	2
Detective Borough Queens	0	0	6	6
Detective Borough Staten Island	0	0	0	0
DB Queens North Operations	0	0	0	0
DB Queens South Operations	0	0	0	0
<b>Detective Bureau Total</b>	<b>0</b>	<b>0</b>	<b>28</b>	<b>28</b>

Table shows MOS command as recorded at the time of complaint.



**Figure 62P: Officers With CCRB Complaints Closed in 2019 by Command - Other Bureaus**

<b>Other Bureaus</b>	<b>Substantiated MOS Jan 2019</b>	<b>Substantiated MOS YTD 2019</b>	<b>Total MOS Jan 2019</b>	<b>Total MOS YTD 2019</b>
Internal Affairs Bureau				
Internal Affairs Bureau	0	0	1	1
Criminal Justice Bureau				
Court Division	1	1	9	9
Court Bureau	0	0	0	0
Court LMSI	0	0	0	0
Court Unit	0	0	0	0
Criminal Justice Headquarters	0	0	0	0
Support Services Bureau				
Property Clerk Division	0	0	1	1
Fleet Services	0	0	0	0
Central Records Division	0	0	0	0
Personnel Bureau				
Applicant Processing Division	0	0	1	1
Health Services	0	0	0	0
Personnel Bureau Headquarters	0	0	0	0
<b>Other Bureaus Total</b>	<b>1</b>	<b>1</b>	<b>12</b>	<b>12</b>

Table shows MOS command as recorded at the time of complaint.

**Figure 62Q: Officers With CCRB Complaints Closed in 2019 by Command - Deputy Commissioners and Miscellaneous Commands**

<b>Deputy Commissioners and Miscellaneous Commands</b>	<b>Substantiated MOS Jan 2019</b>	<b>Substantiated MOS YTD 2019</b>	<b>Total MOS Jan 2019</b>	<b>Total MOS YTD 2019</b>
Deputy Commissioner Legal Matters - License Division	0	0	0	0
Deputy Commissioner Legal Matters - Legal Bureau	0	0	0	0
DC Training	0	0	0	0
Deputy Commissioner Training - Police Academy	0	0	0	0
Deputy Commissioner Training - Police Academy Training	0	0	0	0
Deputy Commissioner Training - In-service Training Section	0	0	0	0
Deputy Commissioner Management and Budget	0	0	0	0
Police Commissioner Office	0	0	0	0
Community Affairs Division	0	0	0	0
Chief of Community Affairs	0	0	0	0
Community Affairs Juvenile Section	0	0	0	0
School Safety Bronx/Manhattan	0	0	0	0
School Safety Queens/Brooklyn	0	0	0	0
Office of Equal Employment	0	0	0	0
Deputy Commissioner Operations	0	0	0	0
DC Operations Financial Mgmt.	0	0	0	0
Intelligence Division	1	1	4	4
Chief of Department	0	0	0	0
Department Advocate	0	0	0	0
Deputy Commissioner Public Information	0	0	0	0
Crime Prevention	0	0	0	0
First Deputy Commissioner	0	0	0	0
Office of Management, Analysis and Planning	0	0	0	0
Quality Assurance Division	0	0	0	0
Deputy Commissioner Counterterrorism	0	0	1	1
Chief of Department Evaluation Section	0	0	0	0
<b>Deputy Commissioners and Miscellaneous Commands Total</b>	<b>1</b>	<b>1</b>	<b>5</b>	<b>5</b>

Table shows MOS command as recorded at the time of complaint.