

DAILY REPORT

3/25/2020

(Data from Tuesday, March 24, 2020)

SINGLE ADULTS	
Drop-in Center Clients Served	583
Drop-in Center Overnight Census	249
Faith Bed Census	80
Outreach Contacts	222
Outreach Placements	29
Safe Haven Utilization	1049
Veterans In Short-term Housing	241
Criminal Justice Short-term Housing	217

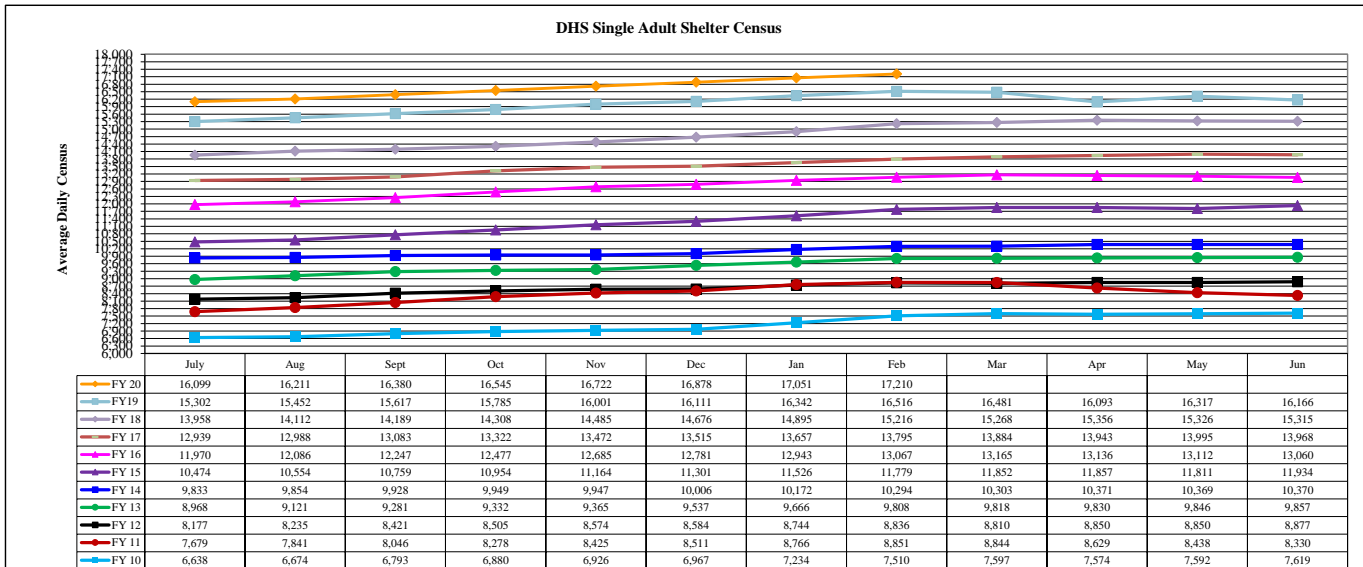
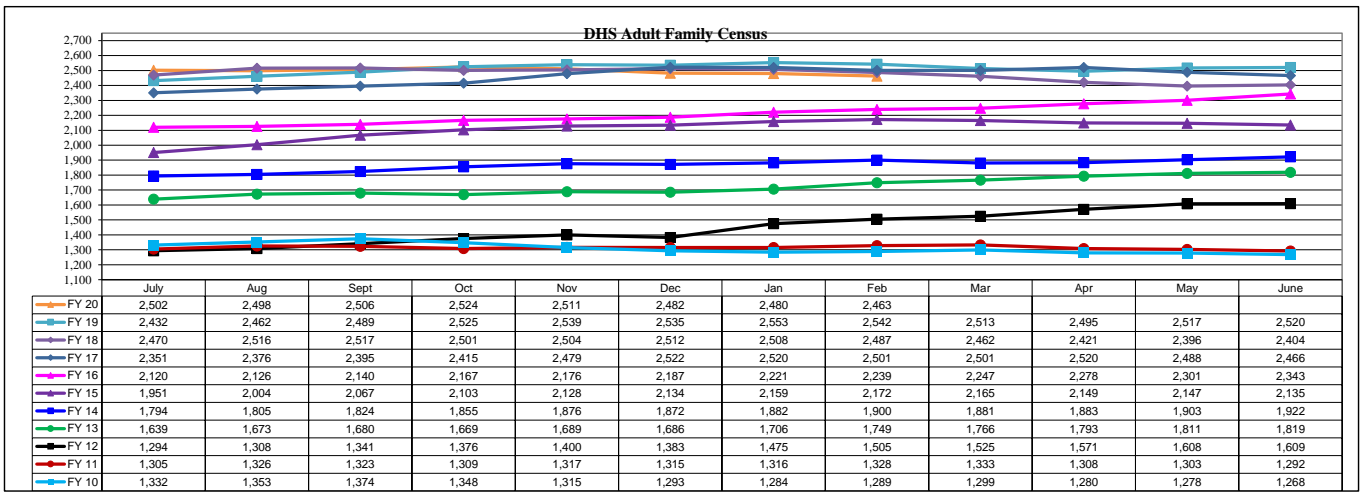
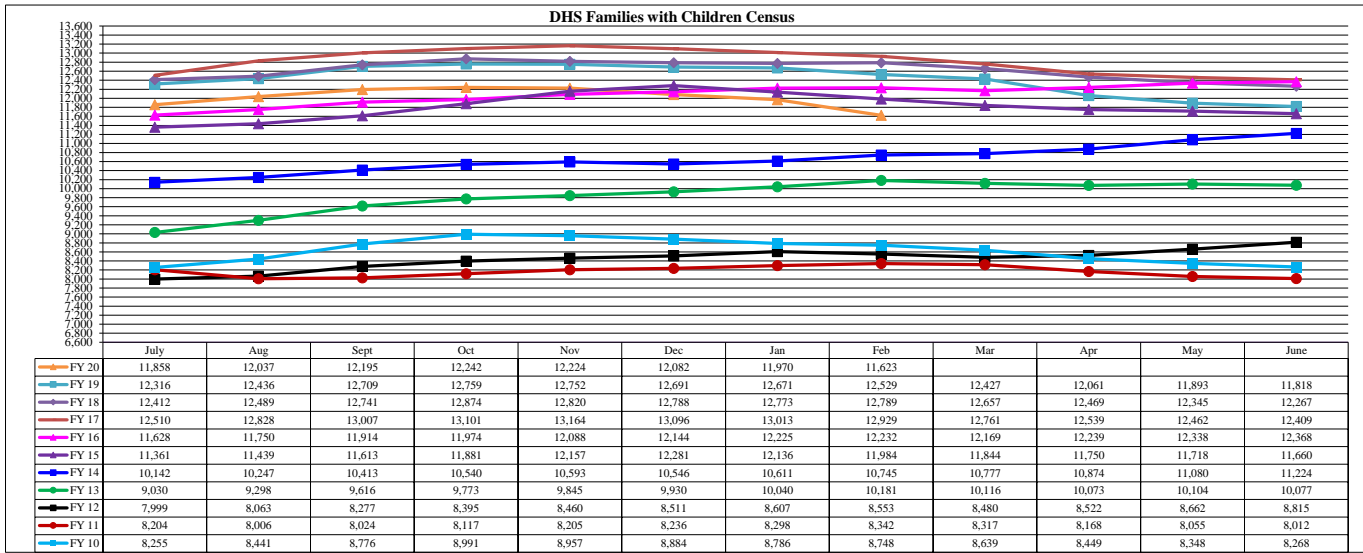
FAMILY INTAKE	
Families Requesting Temporary Housing at PATH	56
Adult Families Requesting Temporary Housing at AFIC	15
Families Placed in Overnight Accommodations	0
Families w/children at PATH Overnight (pre 10PM)	0

TOTAL SHELTER CENSUS	
Adults	37,567
Children	20,406
Total Individuals	57,973

SINGLE ADULT SHELTER CENSUS	
Men	12,565
Women	4,603
Total Single Adults	17,168

FAMILIES WITH CHILDREN CENSUS	
Families	11,387
Adults	15,242
Children	20,406
Individuals	35,648

ADULT FAMILIES CENSUS	
Families	2,446
Individuals (Adults)	5,157



*Due to data conversion the average monthly census for December 2011 and January 2012 for Families with Children and Adult Families is based upon data for a partial month.