

DAILY REPORT

5/26/2021

(Data from Tuesday, May 25, 2021)

SINGLE ADULTS	
Drop-in Center Clients Served	400
Drop-in Center Overnight Census	121
Faith Bed Census	21
Outreach Contacts	265
Outreach Placements	7
Safe Haven Utilization	1084
Veterans In Short-term Housing	197
Criminal Justice Short-term Housing	99

FAMILY INTAKE	
Families Requesting Temporary Housing at PATH	101
Adult Families Requesting Temporary Housing at AFIC	21
Families Placed in Overnight Accommodations	0
Families w/children at PATH Overnight (pre 10PM)	0

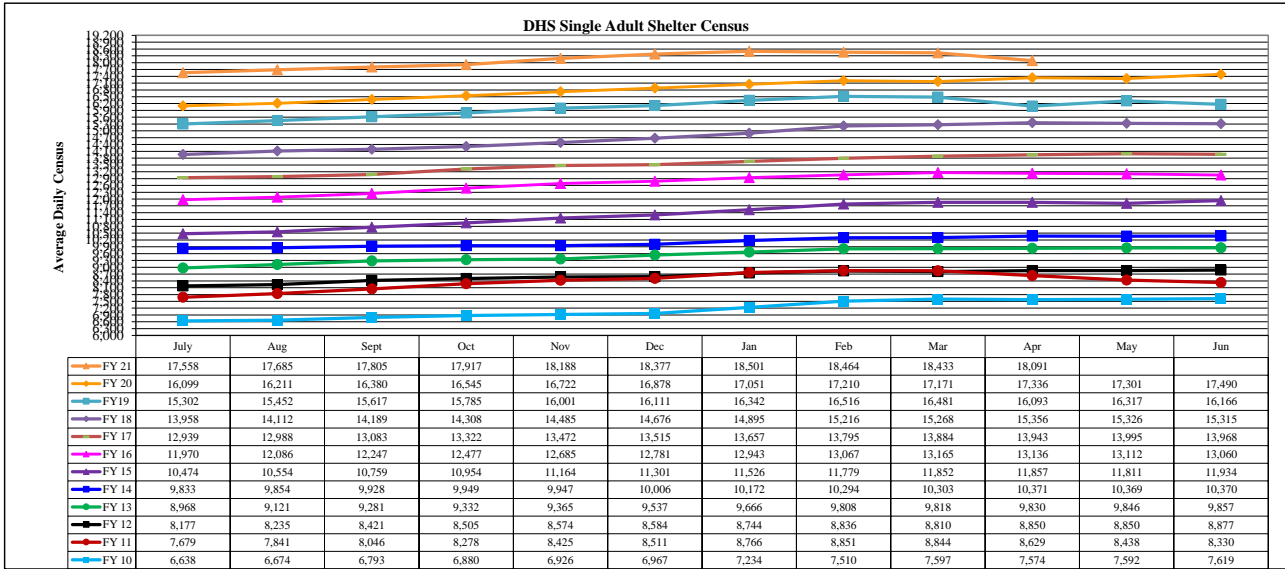
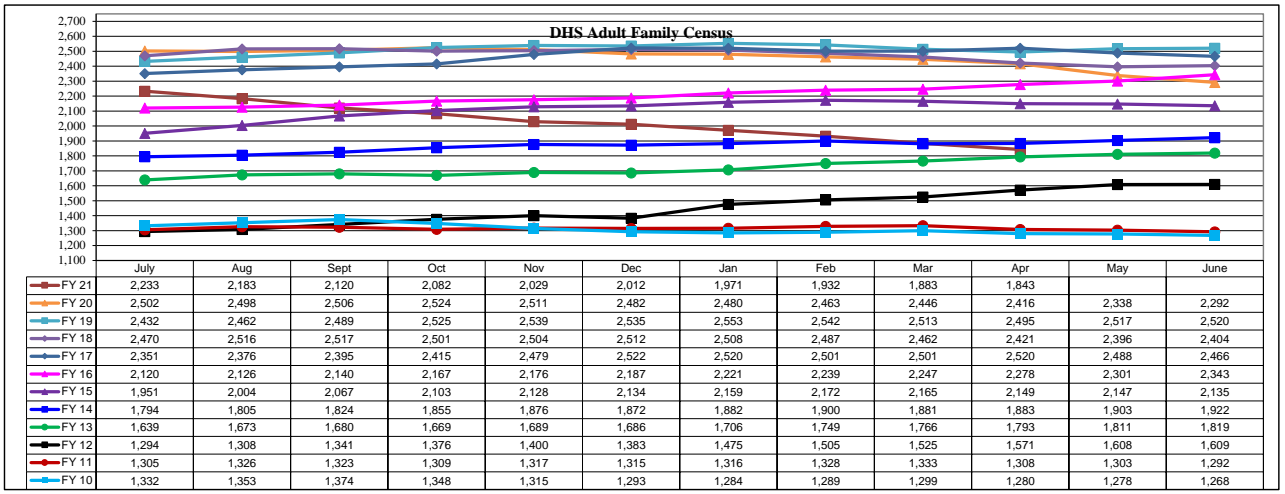
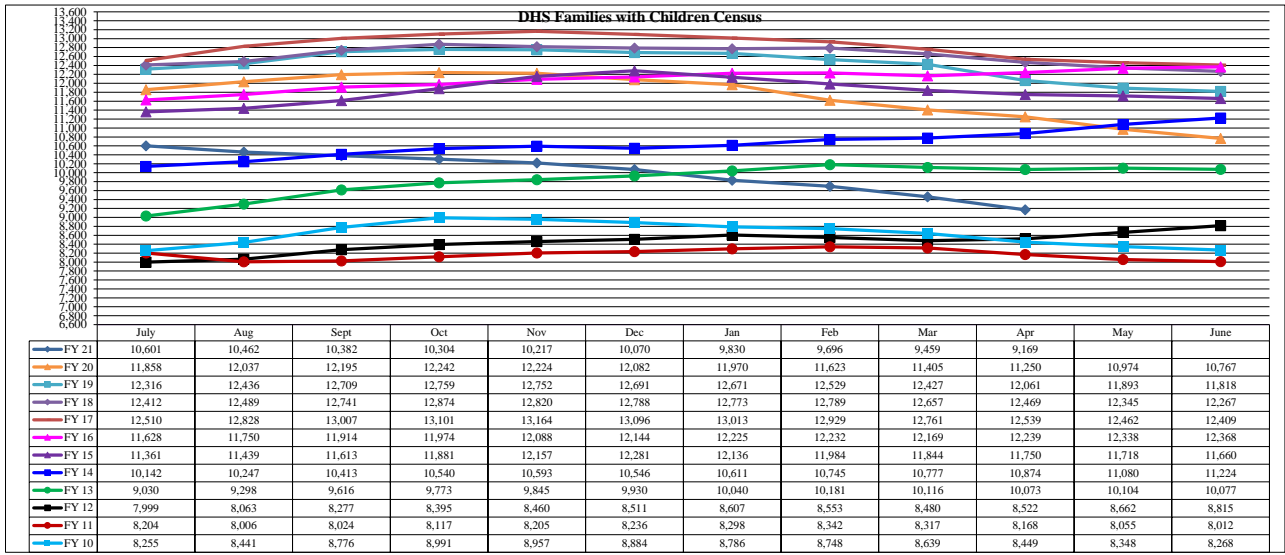
TOTAL SHELTER CENSUS	
Adults	32,876
Children	15,312
Total Individuals	48,188

SINGLE ADULTS	
Men	13,333
Women	4,299
Total Single Adults	17,632

FAMILIES WITH CHILDREN	
Families	8,833
Adults	11,570
Children	15,312
Individuals	26,882

ADULT FAMILIES CENSUS	
Families	1,748
Individuals (Adults)	3,674

x



*Due to data conversion the average monthly census for December 2011 and January 2012 for Families with Children and Adult Families is based upon data for a partial month.