

**DAILY REPORT**

5/11/2021

(Data from Monday, May 10, 2021)

SINGLE ADULTS	
Drop-in Center Clients Served	433
Drop-in Center Overnight Census	134
Faith Bed Census	30
Outreach Contacts	285
Outreach Placements	7
Safe Haven Utilization	1051
Veterans In Short-term Housing	197
Criminal Justice Short-term Housing	97

FAMILY INTAKE	
Families Requesting Temporary Housing at PATH	133
Adult Families Requesting Temporary Housing at AFIC	11
Families Placed in Overnight Accommodations	0
Families w/children at PATH Overnight (pre 10PM)	0

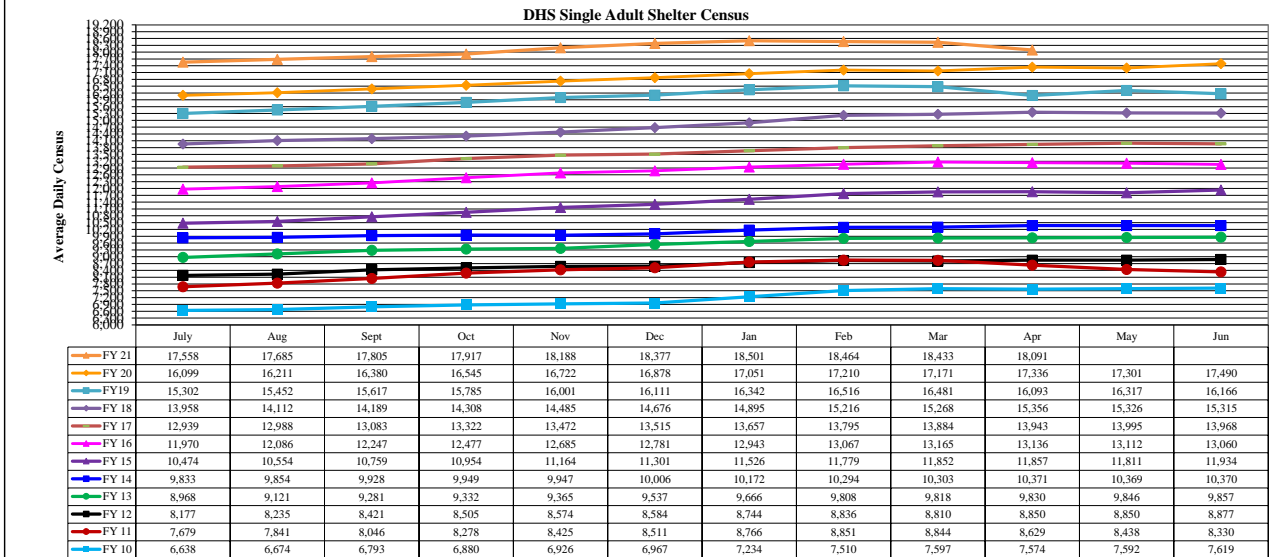
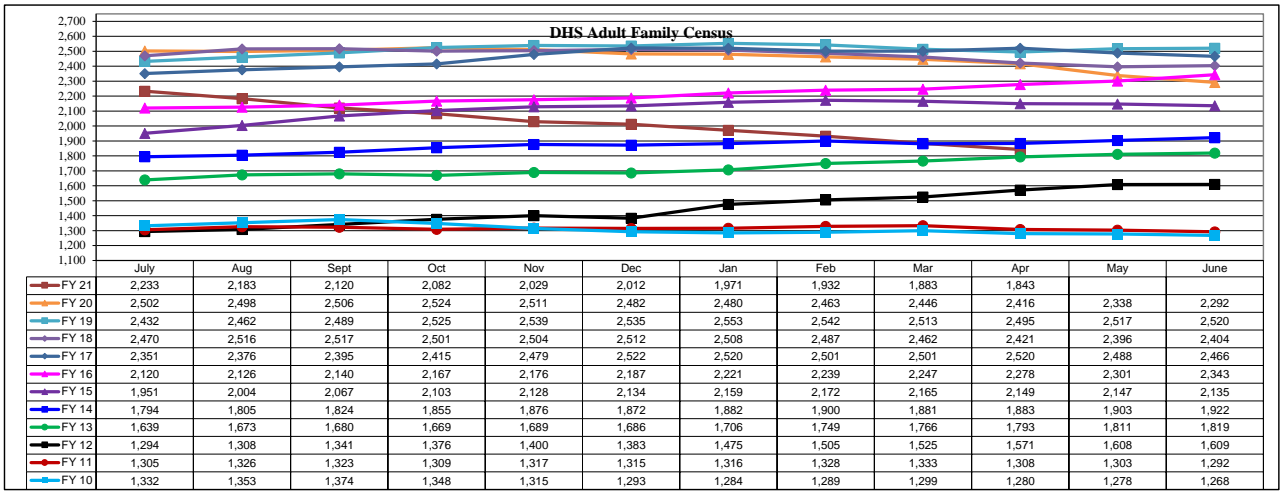
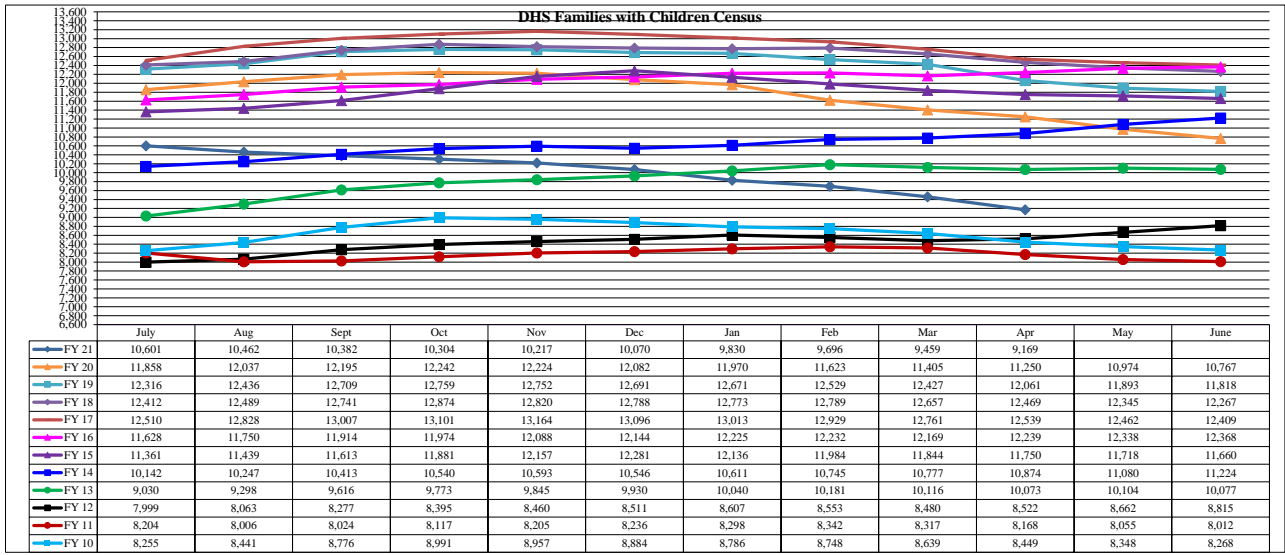
TOTAL SHELTER CENSUS	
Adults	33,430
Children	15,504
<b>Total Individuals</b>	<b>48,934</b>

SINGLE ADULTS	
Men	13,565
Women	4,361
<b>Total Single Adults</b>	<b>17,926</b>

FAMILIES WITH CHILDREN	
<b>Families</b>	8,920
Adults	11,728
Children	15,504
<b>Individuals</b>	<b>27,232</b>

ADULT FAMILIES CENSUS	
<b>Families</b>	1,795
<b>Individuals (Adults)</b>	<b>3,776</b>

x



\*Due to data conversion the average monthly census for December 2011 and January 2012 for Families with Children and Adult Families is based upon data for a partial month.