

DAILY REPORT

7/12/2022

(Data from Monday, July 11, 2022)

SINGLE ADULTS	
Drop-in Center Clients Served	433
Drop-in Center Overnight Census	139
Faith Bed Census	23
Outreach Contacts	179
Outreach Placements	12
Safe Haven Utilization	1497
Veterans In Short-term Housing	192
Criminal Justice Short-term Housing	86

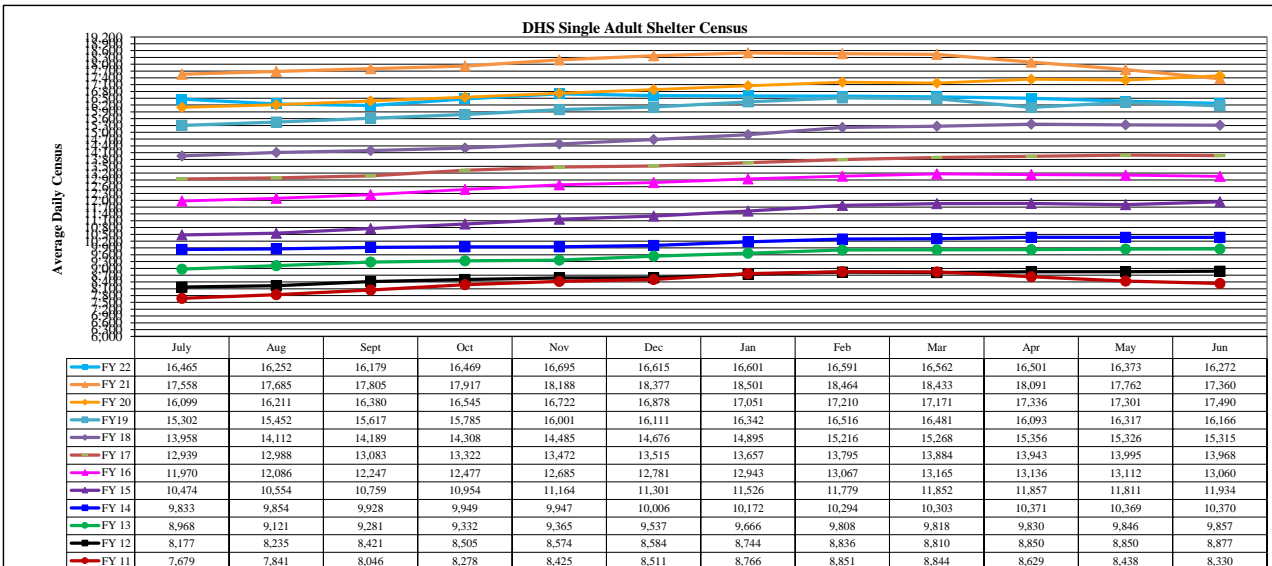
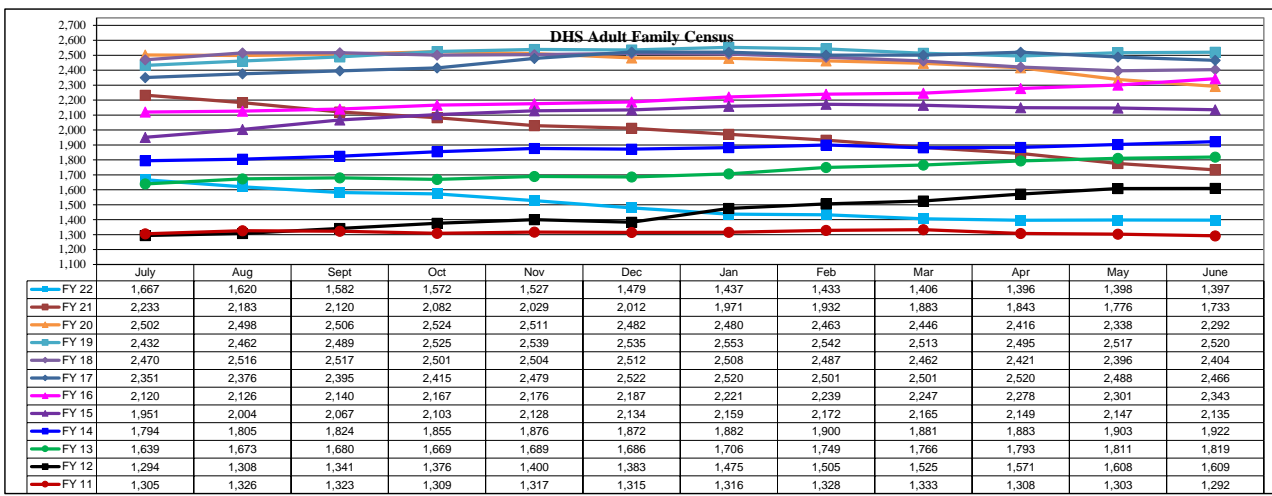
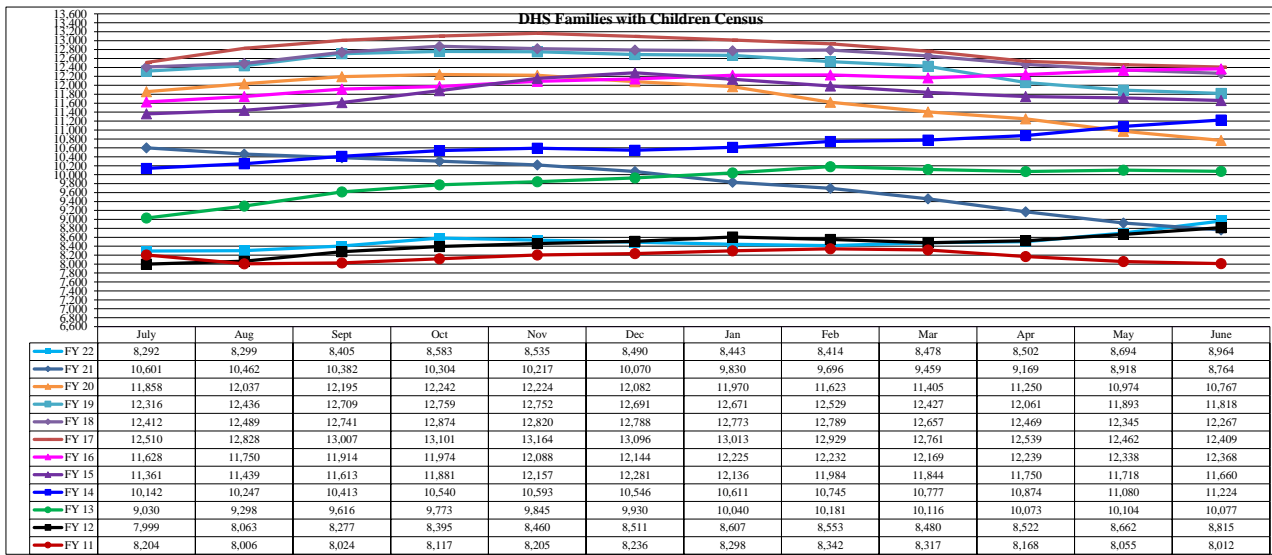
FAMILY INTAKE	
Families Requesting Temporary Housing at PATH	100
Adult Families Requesting Temporary Housing at AFIC	22
Families Placed in Overnight Accommodations	0
Families w/children at PATH Overnight (pre 10PM)	0

TOTAL SHELTER CENSUS	
Adults	31,964
Children	15,992
Total Individuals	47,956

SINGLE ADULTS	
Men	12,079
Women	4,054
Total Single Adults	16,133

FAMILIES WITH CHILDREN	
Families	9,359
Adults	12,804
Children	15,992
Individuals	28,796

ADULT FAMILIES CENSUS	
Families	1,442
Individuals (Adults)	3,027



*Due to data conversion the average monthly census for December 2011 and January 2012 for Families with Children and Adult Families is based upon data for a partial month.